


### Features

- ✧ UL Recognized File # E-326243
- ✧ Glass passivated junction
- ✧ Ideal for printed circuit board
- ✧ High case dielectric strength
- ✧ Plastic material has Underwriters laboratory flammability Classification 94V-0
- ✧ Typical IR less than 0.1uA
- ✧ High surge current capability
- ✧ High temperature soldering guaranteed:  
260°C / 10 seconds
- ✧ Green compound with suffix "G" on packing code & prefix "G" on datecode.



### Mechanical Data

- ✧ Case: Molded plastic body
- ✧ Terminals: Pure tin plated, lead free, Leads solderable per MIL-STD-202 Method 208
- ✧ Weight: 1.41 grams
- ✧ Mounting Torque : 0.8 N.M max.

### Ordering Information (example)

Part No.	Package	Packing	Packing code	Packing code (Green)
UR2KB60	D3K	1.5K / BOX	C2	C2G

### Maximum Ratings and Electrical Characteristics

Rating at 25 °C ambient temperature unless otherwise specified.

Parameter	Symbol	UR2KB 60	UR2KB 80	UR2KB 100	Units
Maximum Recurrent Peak Reverse Voltage	$V_{RRM}$	600	800	1000	V
Maximum RMS Voltage	$V_{RMS}$	420	560	700	V
Maximum DC Blocking Voltage	$V_{DC}$	600	800	1000	V
Maximum Average Forward Current Without heat sink $T_A=25^{\circ}C$ 60Hz sine wave resistance load With heat sink $T_C=143^{\circ}C$	$I_{F(AV)}$	1.2 2.0			A
Peak Forward Surge Current, 8.3 ms Single Half Sine-wave Superimposed on Rated Load (JEDEC method)	$I_{FSM}$	62			A
Rating of fusing ( t < 8.3mS)	$I^2t$	16			A <sup>2</sup> S
Maximum Instantaneous Forward Voltage (Note 1) @ 1 A	$V_F$	1.05			V
Maximum DC Reverse Current at Rated DC Block Voltage	$I_R$	10			uA
Dielectric Strength (Terminal to Case, AC 1minute)	$V_{dis}$	2			KV
Typical Thermal Resistance	$R_{\theta JA}$ $R_{\theta JC}$ $R_{\theta JL}$	13.4 2.3 2.8			°C/W
Operating Temperature Range	$T_J$	- 55 to + 150			°C
Storage Temperature Range	$T_{STG}$	- 55 to + 150			°C

Note 1 : Pulse Test with PW=300 usec, 1% Duty Cycle

RATINGS AND CHARACTERISTIC CURVES (UR2KB60 THRU UR2KB100)

FIG.1 MAXIMUM DERATING CURVE FOR OUTPUT CURRENT

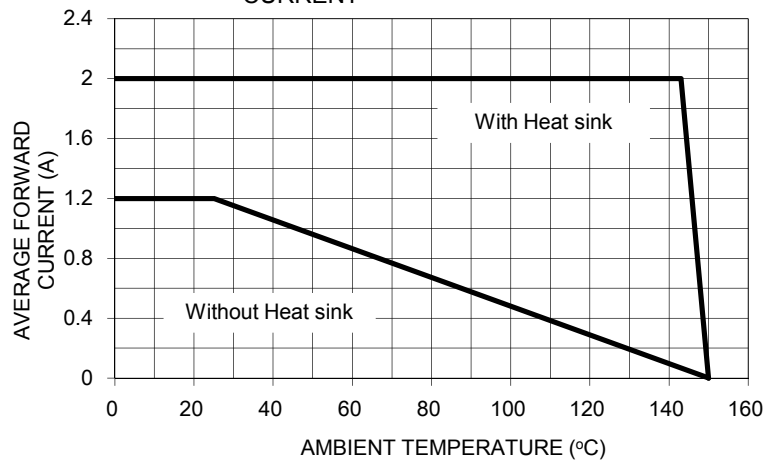


FIG.2 MAXIMUM FORWARD SURGE CURRENT PER LEG

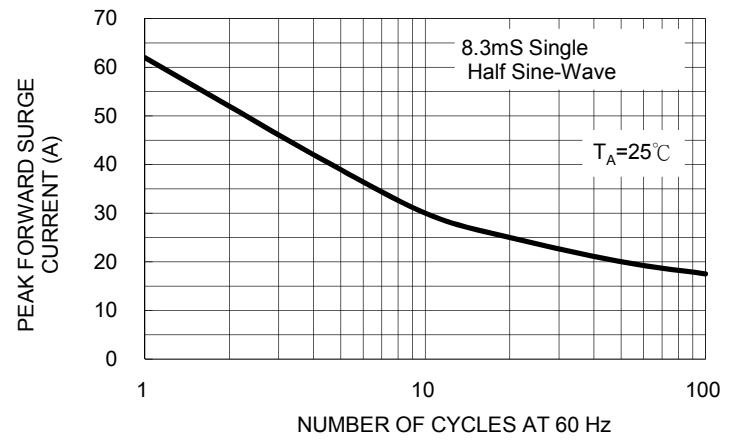


FIG. 3 TYPICAL REVERSE CHARACTERISTICS PER LEG

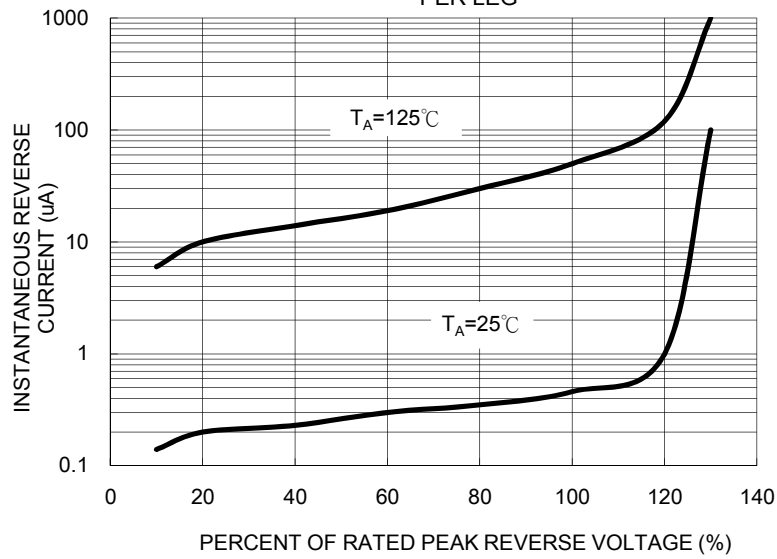


FIG. 4 TYPICAL FORWARD CHARACTERISTICS PER LEG.

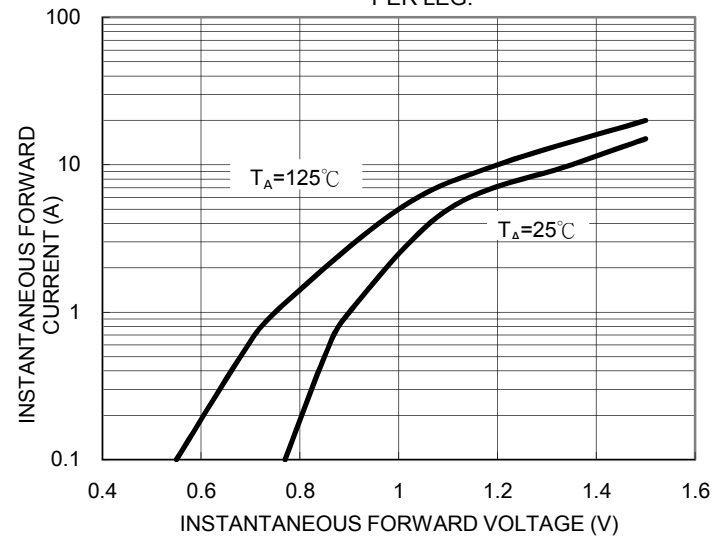
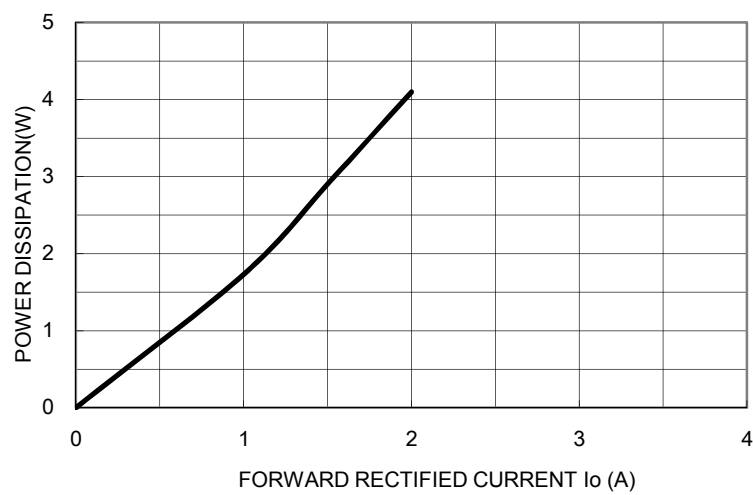


FIG. 5 FORWARD POWER DISSIPATION

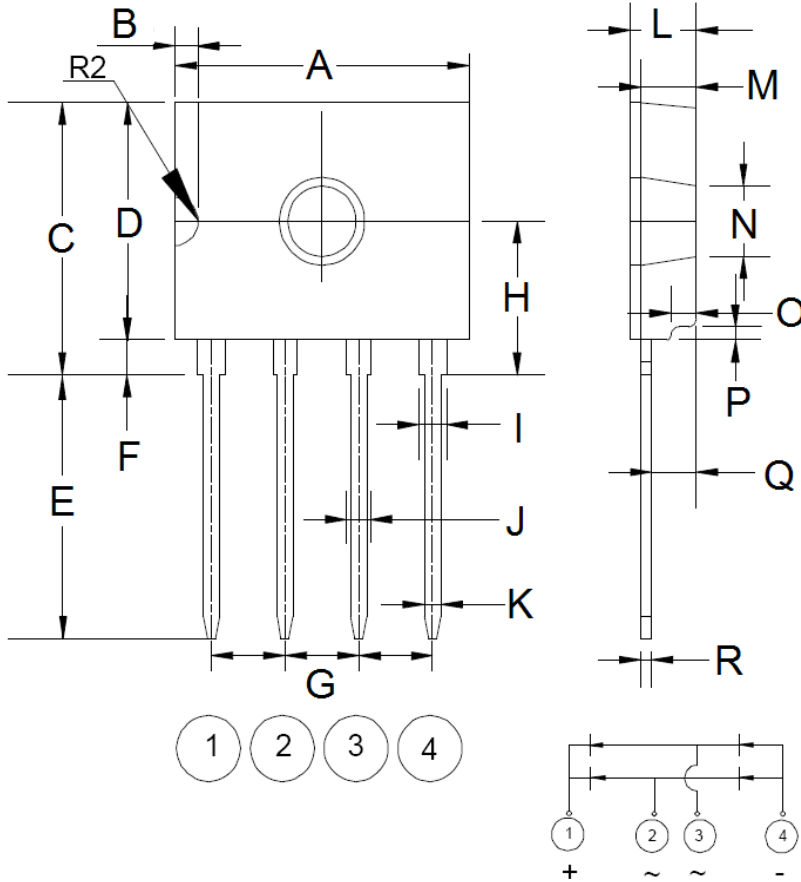


### Ordering information

Part No.	Package	Packing	Packing code	Packing code (Green)
UR2KBx0 (Note)	D3K	1.5K / BOX	C2	C2G

Note: "x" is Device Code from "6" thru "10".

### Dimensions



DIM.	Unit(mm)		Unit(inch)	
	Min	Max	Min	Max
A	13.50	14.10	0.531	0.555
B	0.70	1.40	0.028	0.055
C	11.70	12.30	0.461	0.484
D	10.50	11.10	0.413	0.437
E	11.70	12.30	0.461	0.484
F	1.10	1.40	0.043	0.055
G	3.51	4.11	0.138	0.162
H	6.70	7.30	0.264	0.287
I	1.10	1.50	0.043	0.059
J	1.05	1.25	0.041	0.049
K	0.66	0.86	0.026	0.034
L	2.90	3.30	0.114	0.130
M	2.40	2.80	0.094	0.110
N	3.10	3.40	0.122	0.134
O	1.00	1.40	0.039	0.055
P	0.40	0.80	0.016	0.031
Q	1.80	2.40	0.071	0.094
R	0.40	0.60	0.016	0.024

### Marking Diagram



- P/N = Specific Device Code
- G = Green Compound
- YWW = Date Code
- F = Factory Code