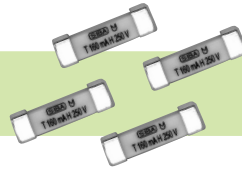
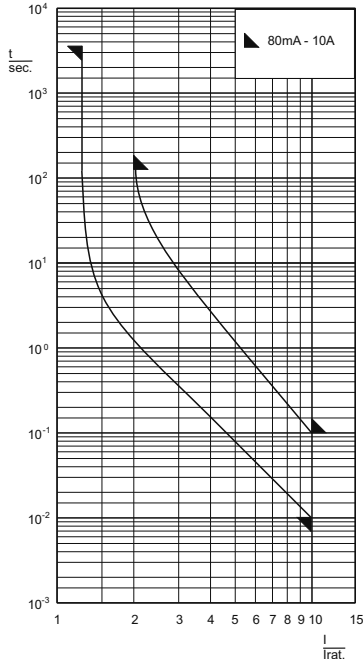


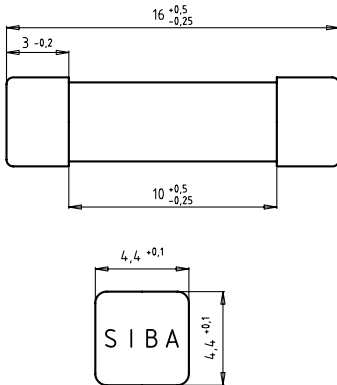
Type  
**160016**



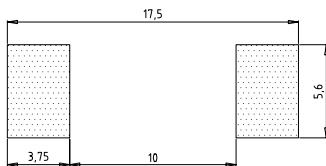
Zeit/Strom-Kennlinien  
Time-Current Characteristics



Abmessungen  
Dimensions



Empfohlene Anschlussflächen  
Recommended pad layout



**Aufbau / Construction**

Isolierkörper / insulating body

Keramikrohr mit Füllung /

ceramic tube with filling

Kontaktkappen / contact caps

Kupferlegierung, versilbert / copper-alloy,  
silver-plated

Lötwärmebeständigkeit /

resistance to soldering heat:

260 °C, 10 s (nach IEC 60068 / to IEC 60068)

**Schmelzeitgrenzwerte / Fusing time limits**

Bemessungsstrom Rated Current	1,25 I <sub>N</sub>		2 I <sub>N</sub>		2,75 I <sub>N</sub>		4 I <sub>N</sub>		10 I <sub>N</sub>	
	min.	max.	min.	max.	min.	max.	min.	max.	min.	max.
80 mA - 10 A	1 h	2 min	-	-	-	-	-	-	10 ms	100 ms

IEC 60127-4/2 UL 248-14	<b>4,5 x 16 mm</b>	250 V	T träge time-lag
----------------------------	--------------------	-------	------------------------

Artikel-Nr. Article-no.	Bemessungsstrom Rated Current	Bemessungs-Ausschaltvermögen Rated Breaking Capacity	Spannungsfall Voltage Drop	Leistungsabgabe Power Dissipation (@ 1,25 I <sub>N</sub> )	Schmelzintegral I <sup>2</sup> t <sub>5</sub> Value (@ 10 I <sub>N</sub> )	Approbationen Approvals	
			mV	mW	A <sup>2</sup> s	Semko	UL rec
160016.0,05 <sup>2)</sup>	50 mA <sup>2)</sup>	2)	2)	2)	2)		
160016.0,08	80 mA	1500 A @ AC 305 V <sup>1)</sup>	2050	270	0,025	✓	✓
160016.0,1	100 mA	1500 A @ AC 305 V <sup>1)</sup>	1750	290	0,030	✓	✓
160016.0,125	125 mA	1500 A @ AC 305 V <sup>1)</sup>	1430	310	0,055	✓	✓
160016.0,16	160 mA	1500 A @ AC 305 V <sup>1)</sup>	1220	340	0,065	✓	✓
160016.0,2	200 mA	1500 A @ AC 305 V <sup>1)</sup>	960	350	0,11	✓	✓
160016.0,25	250 mA	1500 A @ AC 305 V <sup>1)</sup>	840	360	0,19	✓	✓
160016.0,315	315 mA	1500 A @ AC 305 V <sup>1)</sup>	700	380	0,34	✓	✓
160016.0,4	400 mA	1500 A @ AC 305 V <sup>1)</sup>	570	400	0,54	✓	✓
160016.0,5	500 mA	1500 A @ AC 305 V <sup>1)</sup>	490	430	0,86	✓	✓
160016.0,63	630 mA	1500 A @ AC 305 V <sup>1)</sup>	410	460	1,5	✓	✓
160016.0,8	800 mA	1500 A @ AC 305 V <sup>1)</sup>	350	490	2,6	✓	✓
160016.1	1 A	1500 A @ AC 305 V <sup>1)</sup>	380	640	4,5	✓	✓
160016.1,25	1,25 A	1500 A @ AC 305 V <sup>1)</sup>	340	790	4,1	✓	✓
160016.1,6	1,6 A	1500 A @ AC 305 V <sup>1)</sup>	330	970	6,2	✓	✓
160016.2	2 A	1500 A @ AC 305 V <sup>1)</sup>	280	1060	13	✓	✓
160016.2,5	2,5 A	1500 A @ AC 305 V <sup>1)</sup>	240	1120	21	✓	✓
160016.3,15	3,15 A	1500 A @ AC 305 V <sup>1)</sup>	200	1200	35	✓	✓
160016.4	4 A	1500 A @ AC 305 V <sup>1)</sup>	160	1250	49	✓	✓
160016.5	5 A	1500 A @ AC 277 V <sup>1)</sup>	140	1300	92	✓	✓
160016.6,3	6,3 A	1500 A @ AC 277 V <sup>1)</sup>	120	1370	170	✓	✓
160016.8	8 A	1500 A @ AC 250 V <sup>1)</sup>	90	1250	160	✓	✓
160016.10	10 A	1500 A @ AC 250 V <sup>1)</sup>	80	1500	280	✓	✓

<sup>1)</sup> 1500A @ DC 250V

<sup>2)</sup> Auf Anfrage / upon request

Sonderausschaltvermögen - special breaking capacity 4000A @ AC 250V cosφ = 0,7-0,8

Type	Abk. Abbr.	Beschreibung Description
160016	-	100 Stück / pieces
	GT	1.500 Stück gegurtet / 1.500 pieces on tape
z.B./ e.g.	160016.1,25GT	