

# WIW1028(3386) –Trimmer™

## Square Trimming Potentiometer

- Features Trimmer™
- Single Turn / Cermet / Industrial / Sealed
  - Available with a knob for finger adjust
  - Available with extended shaft
  - Top and side adjust types (F,P,H,W,X most popular)



### Electrical Characteristics

Standard Resistance Range  
100 to 2 megohms  
(see standard resistance table)

Resistance Tolerance  
±10% std.  
(tighter tolerance available)

Absolute Minimum Resistance  
1% or 2 ohms max.  
(whichever is greater)

Contact Resistance Variation  
3% or 3 ohms max.  
(whichever is greater)

Adjustability  
Voltage ±0.05%

Resistance ±0.15%

Resolution  
Infinite

Insulation Resistance  
500 vdc  
1,000 megohms min.

Dielectric Strength  
101.3 kPa 500 vac  
8.5 kPa 350 vac

Adjustment Angle  
260° nom.

### Environmental Characteristics

Power Rating (250 volts max.)  
0.5 watt (70°C), 0 watt (125°C)

Temperature Range  
-55°C to +125°C

Temperature Coefficient  
±100ppm/°C

Vibration  
98 m/s<sup>2</sup>  
(1% Δ TR, 1% Δ VR)

Shock  
490 m/s<sup>2</sup>  
(1% Δ TR, 1% Δ VR)

Load Life  
1,000 hours 0.5 watt @ 70°C  
(5% Δ TR, 8% or 8 ohms, Whichever is greater, CRV)

Rotational Life  
200 cycles  
(3% Δ TR, 4% or 4 ohms, Whichever is greater, CRV)

### Physical Characteristics

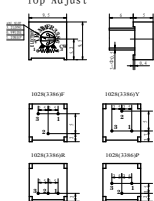
Mechanical Angle  
280° nom.

Torque  
20 mN·m max.

Terminals  
Solderable pins  
Standard Packaging  
50 pcs. per tube

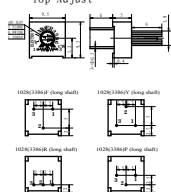
### Common Dimensions

#### Top Adjust



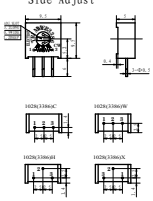
### Common Dimensions

#### Top Adjust



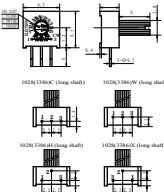
### Common Dimensions

#### Side Adjust

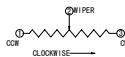
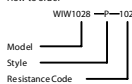


### Common Dimensions

#### Side Adjust



### How to order



### Standard Resistance Table

Resistance (Ohms)	Resistance Code
100	101
200	201
500	501
1,000	102
2,000	202
5,000	502
10,000	103
20,000	203
25,000	253
50,000	503
100,000	104
200,000	204
250,000	254
500,000	504
1,000,000	105
2,000,000	205

Special resistance available

Detail Specification: Q/RV259A-2002.

Military Detail Specification: Q/RV20011-97