

Constant Voltage LED Power Supply FCV Ultrathin Series

SLT150-24VFE-EU
SLT150-48VFE-EU
SLT200-24VFE-EU
SLT200-48VFE-EU



Product description:

This type of power supply is an exclusively designed stabilized power supply for LED lamp. With constant voltage (CV) technology, it is suitable for constant voltage lamps (24V/48V) connected in parallels.

The built-in protection circuit will shut down the power supply in case of such faults as: open circuit, short circuit, over load. The power supply will restart automatically after fault correction.

In over temperature protection, the power supply will shut down in case of interior or exterior temperature exceed. After temperature goes down, this fault can be eliminate with re-power.

Standards:

EN61347-1
EN61347-2-13
EN61547
EN55015
EN61000-3-2
EN61000-3-3
EN62384
EN62493


Characteristics:

- Independent power supply for constant voltage LED lamp
- Class II protection against electric shock from direct and indirect contact
- Ultraslim design only 22mm on height
- Standby power consumption $\leq 0.5W$
- Meet L-N 1KV surge immunity level
- Open circuit, short circuit, over load protection
- Auto restart after removal of fault conditions
- Class I and II lamp application
- ECO design, comply with ERP directives
- Warranty : 5 Years


Specifications :

Model	SLT150-24VFE-EU	SLT150-48VFE-EU	SLT200-24VFE-EU	SLT200-48VFE-EU	
Output	turn on time(S)	<0.5	<0.5	<0.5	<0.5
	output power(W) ¹	150	150	200	200
	output voltage(V)	24	48	24	48
	output voltage tolerance	≤±3%	≤±3%	≤±3%	≤±3%
	ripple voltage(mV)	400	600	400	600
	working current range(A)	0-6.25	0-3.125	0-8.33	0-4.16
	dimming interface	n/a	n/a	n/a	n/a
	dimming range	n/a	n/a	n/a	n/a
Input	rated DC supply voltage(Vdc)	220-280VDC	220-280VDC	220-280VDC	220-280VDC
	rated supply voltage(Vac)	220-240	220-240	220-240	220-240
	voltage range(Vac)	198-264	198-264	198-264	198-264
	line frequency(Hz)	50/60	50/60	50/60	50/60
	input current(A)	0.75	0.75	1.0	1.0
	efficiency ²	≥92.5%@full load	≥93.5%@full load	≥92.5%@full load	≥93.5%@full load
	average efficiency ³	≥91%@full load	≥91.5%@full load	≥91%@full load	≥91.5%@full load
	standby no load power consumption(W)	≤0.5W	≤0.5W	≤0.5W	≤0.5W
	power factor	0.95@full load	0.95@full load	0.95@full load	0.95@full load
	inrush current(Ipk) ⁴	80A/50uS	80A/50uS	80A/50uS	80A/50uS
Protection	short circuit protection	hiccup mode, restart automatically after fault correction.	hiccup mode, restart automatically after fault correction.	hiccup mode, restart automatically after fault correction.	hiccup mode, restart automatically after fault correction.
	over load protection	exceed maximum rated load times 1.1	exceed maximum rated load times 1.1	exceed maximum rated load times 1.1	exceed maximum rated load times 1.1
	automatic restart	hiccup mode, restart automatically after fault correction.	hiccup mode, restart automatically after fault correction.	hiccup mode, restart automatically after fault correction.	hiccup mode, restart automatically after fault correction.
	surge capacity	L-N: 1KV	L-N: 1KV	L-N: 1KV	L-N: 1KV
Ambient and Life	Ta(°C)	-20...45	-20...45	-20...45	-20...45
	Tc max.(°C)	max.90	max.90	max.90	max.90
	Storage Temperature(°C)	-30...80	-30...80	-30...80	-30...80
	ambient humidity range	5%...85%RH, Not condensing	5%...85%RH, Not condensing	5%...85%RH, Not condensing	5%...85%RH, Not condensing
	nominal life-time(hrs)	50'000@Tc	50'000@Tc	50'000@Tc	50'000@Tc
	weight(g)	400	400	400	400
Other	dimensions (LxWxH)(mm)	402x30x22	402x30x22	402x30x22	402x30x22
	casing material	Plastic	Plastic	Plastic	Plastic
	housing colour	White	White	White	White
	type of protection	IP20	IP20	IP20	IP20
	protection class	class II	class II	class II	class II
Note	<p>1. Tolerance: includes set up tolerance, line regulation and load regulation. 2. Tested at full load, 230Vac. Refer to "Power Factor" and "EFFICIENT" curve graphs. 3. Calculate the model's average efficiency for each test voltage by testing at 100%, 75%, 50%, and 25% of rated current and then computing the simple arithmetic average of these four values. 4. All parameters NOT specially mentioned are measured at nominal voltage input, rated load and 25 of ambient temperature. 5. The power supply is considered as a component that will be operated in combination with final equipment. Since EMC performance will be affected by the complete installation, the final equipment manufacturers must re-qualify EMC Directive on the complete installation again.</p>				

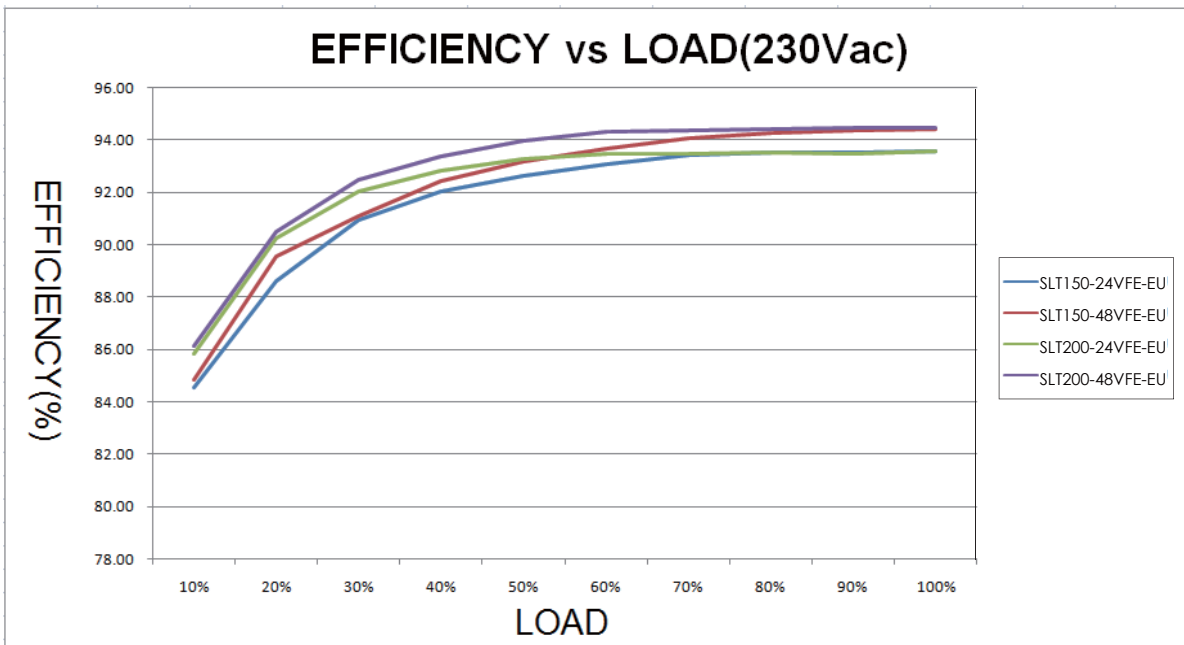
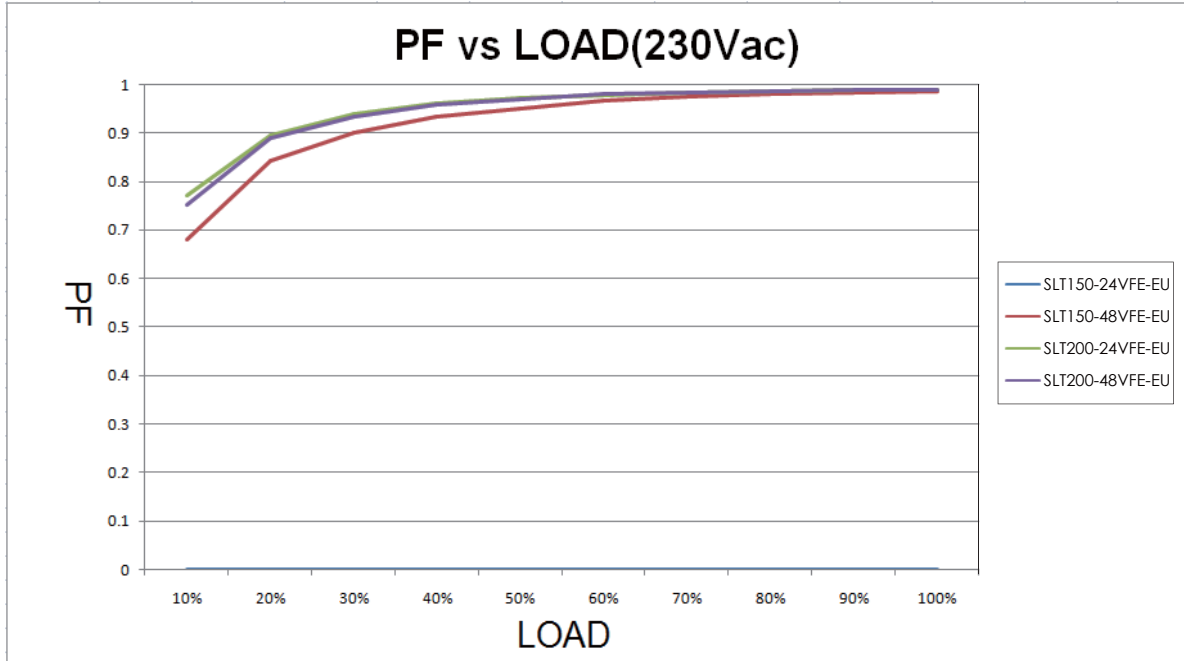
Dimensions(mm):



Wiring Diagram



Electrical curves:



note

For constant current power supply,"LOAD" means the percentage of the maximum rated output voltage.
 For constant voltage power supply,"LOAD" means the percentage of the maximum rated output current.

MCBS information:

Miniature circuit breaker Model Model	B10	B13	B16	B20	C10	C13	C16	C20
SLT150-24/48VFE-EU	8	11	13	17	10	13	16	20
SLT200-24/48VFE-EU	6	8	10	13	7	9	12	15

Order information:

Order.No.	Model	Carton quantity(pcs)	Carton dimension(mm)	G.W./CTN(kg)
1001-610225-0130	SLT150-24VFE-EU	30	455x235x200	10.5
1001-610226-0130	SLT150-48VFE-EU	30	455x235x200	10
1001-610224-0130	SLT200-24VFE-EU	30	455x235x200	10
1001-610227-0130	SLT200-48VFE-EU	30	455x235x200	10

Sales & Technical Support:

SELF Electronics Co.,Ltd.(Headquarters)

Add: No. 1345 JuXian Road, Ningbo Hi Tech Park, Ningbo, China 315103
 Phone: +86-574-2880-5765, +86-574-2880-5658 (for English assistance)
 +86-574-2880-5678 (for Chinese assistance)
 Fax: +86-574-28805656
 E-mail: sales@self-electronics.com
<http://www.self-electronics.com>

SELF Electronics Co.,Ltd.,Shenzhen Office

Add: Room2007, Xinglang Xuan, Xinghemingju, Fuming Rd.,
 Futian District, Shenzhen
 Tel: +86-755-8355-8850
 Fax: +86-755-8355-8840
 E-mail: szsales@self-electronics.com

SELF Electronics Germany GmbH

August-Horch-Str. 7, 51149 Cologne
 Phone: +492203-18501-0
 Fax: 492203-18501-199
 E-mail: saleseu@self-electronics.com