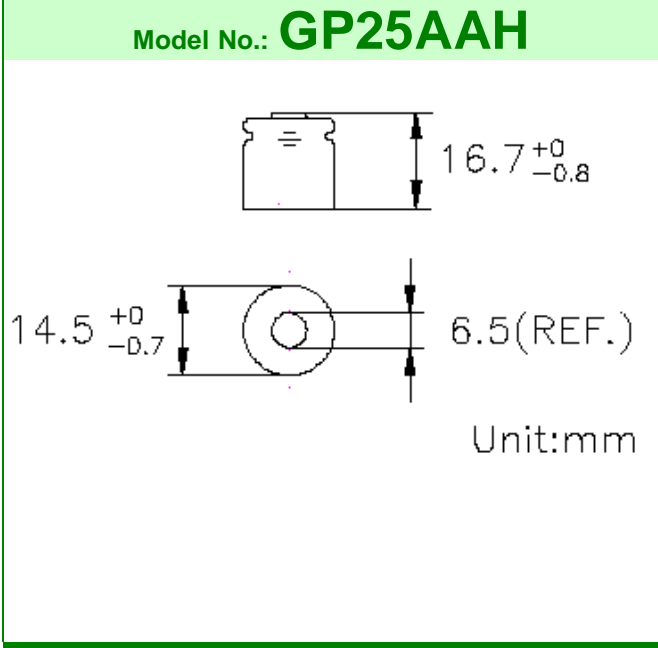


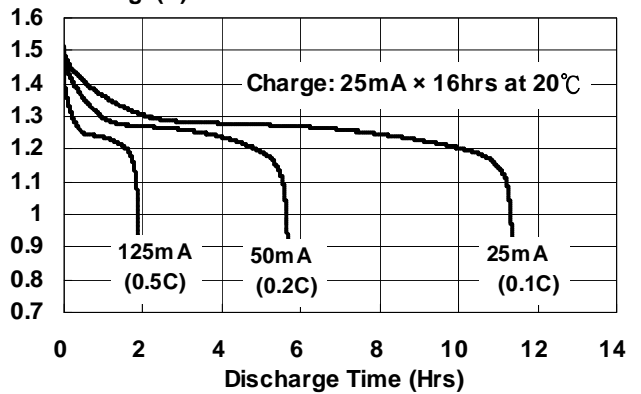
GP Batteries

DATA SHEET

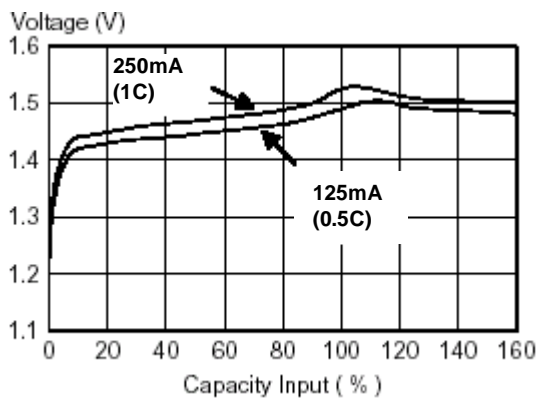
Type	: Rechargeable Nickel Metal Hydride Cylindrical Cell
Nominal Dimension (with Sleeve)	: $\Phi = 14.5\text{mm}$ H = 16.7mm
Applications	: Recommended discharge current 25 to 750mA
Nominal Voltage	: 1.2V
Capacity	: Rated: 250mAh Typical: 270mAh When discharged at 50mA to 1.0V at 20°C
Charging Retention	: 80% of nominal capacity after cell storage at 20°C for 12 months When discharged at 50mA to 1.0V at 20°C
Charging Condition	: 25mA for 16 hrs at 20°C
Fast Charge	: 125mA to 250mA (0.5 to 1C) charge termination control recommended control parameters: - ΔV : 0-5mV DT/dt : 0.8°C/min (0.5 to 0.9C) 0.8 - 1°C/min (1C) TCO : 45 - 50°C Timer : 105% nominal input (for ref. only)
Service Life	: >500 cycles (IEC standard)
Continuous Overcharge	: 25mA maximum current for 1 year. No conspicuous deformation and/or leakage
Weight	: 8.0g
Internal Resistance	: Average 65m Ω upon fully charged (Max. 80m Ω) at 1000Hz
Max. Charging Voltage	: 1.5V at 25mA charging
Ambient Temperature Range	: Standard Charge : 0 to 45°C Fast Charging : 10 to 45°C Discharge : -20 to 50°C Storage : -20 to 35°C



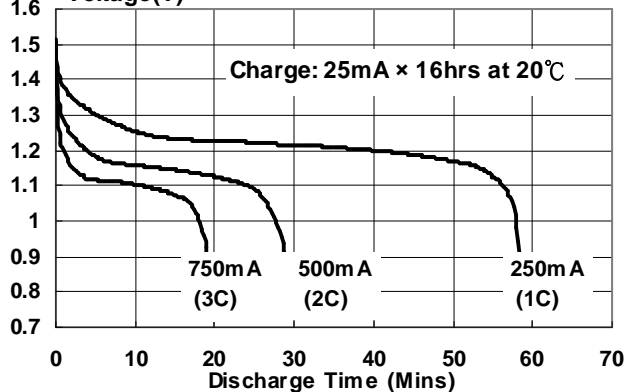
Low Rate Discharge
Voltage(V)



Fast Charge (Charge Control Required)



High Rate Discharge
Voltage(V)



The information (subject to change without prior notice) contained in this document is for reference only and should not be used as a basis for product guarantee or warranty. For applications other than those described here, please consult your nearest GP Sales and Marketing Office or Distributors.