



Elektrotechnik Karl-Heinz Mauz GmbH

MS3526Z9BMC-38 (Artikel-Nr. 200760)

EKULIT

ABSOLUTE MAXIMUM RATINGS

Parameter	Maximum value	Unit
Supply Voltage	-0.3 to 4.0	V
Sound Pressure Level	140	dB SPL
Storage temperature	-40 to 100	°C

Stresses exceeding these "Absolute Maximum Ratings" may cause permanent damage to the device. These are stress ratings only. Functional operation at these or any other conditions beyond those indicated under "Acoustic & Electrical Specifications" is not implied. Exposure beyond those indicated under "Acoustic & Electrical Specifications" for extended periods may affect device reliability.

ACOUSTIC & ELECTRICAL SPECIFICATIONS

All data taken at 25°C, Relative Humidity 45±5% unless otherwise specified					
	Limits			unit	condition
	Min.	Nom.	Max.		
Directivity	Omni directional				
Sensitivity	-39	-38	-37	dB	@1kHz ref 1V/Pa
Operation voltage	1.5	-	3.6	V	
Freq. range	Refer to the frequency response graphic			Hz	Ref to sensitivity@1kHz
Sensitivity loss across supply voltage	No change across the voltage range			dB	
Signal to noise ratio	-	65	-	dB	20 kHz bandwidth, A-weighted
THD	-	0.1	-	%	94dB SPL @1kHz S =Nom, Rload > 2 k
AOP	-	123	-	dB SPL	10% THD @1kHz S =Nom, Rload > 2 k
Polarity	Increasing output voltage				Increasing sound pressure
Output impedance	-	200	-	Ω	@1kHz
DC Output	0.7			V	
PSRR	-	70	-	dB	200mVpp sine wave @ 1 kHz, V _{oo} = 1.8V
PSR	-	-100	-	dBV(A)	100 mVpp square wave @ 217 Hz, V _{oo} = 1.8V, A-weighted
Current consumption	-	150	170	μA	

Adresse: Felix-Wankel-Str. 35 • 73760 Ostfildern/Nellingen

Tel: +49-711/3414023

Fax: +49-711/3414024

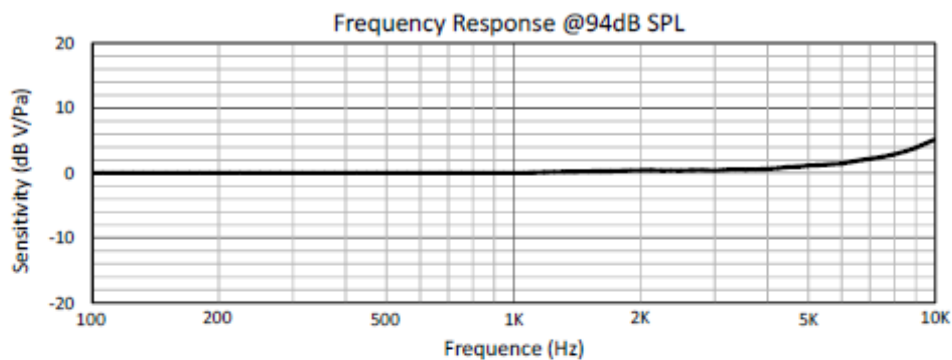
E-mail: info@ekulit.de

Web site: www.EKULIT.de

MS3526Z9BMC-38 (Artikel-Nr. 200760)

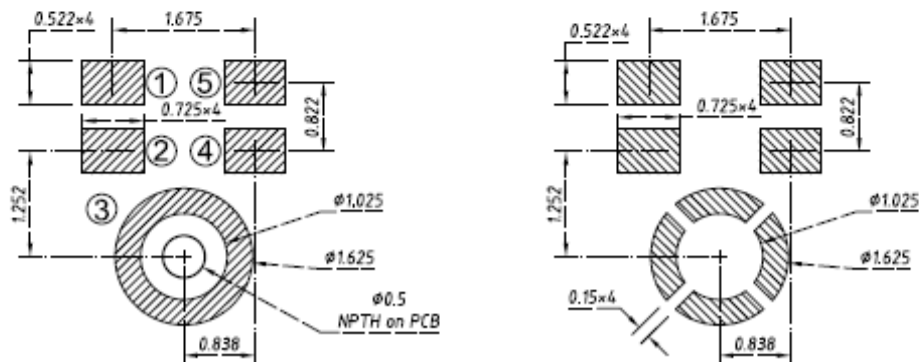
EKULIT

TYPICAL FREQUENCY RESPONSE

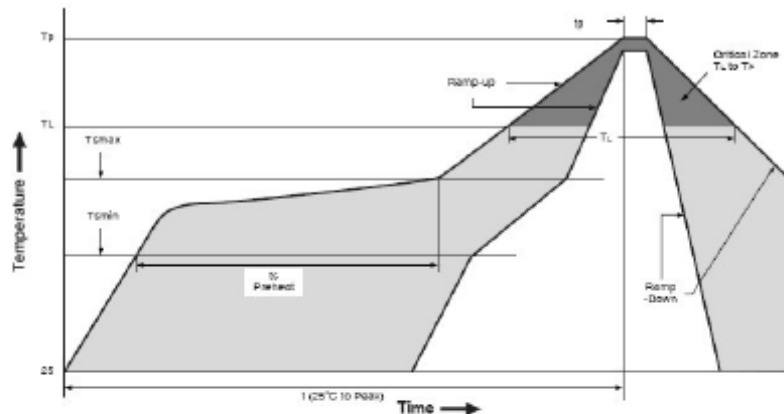


SMT Parameters:

1. Recommend PCB land pattern & stencil pattern layout: (unit: mm)



2. Recommend reflow profile:



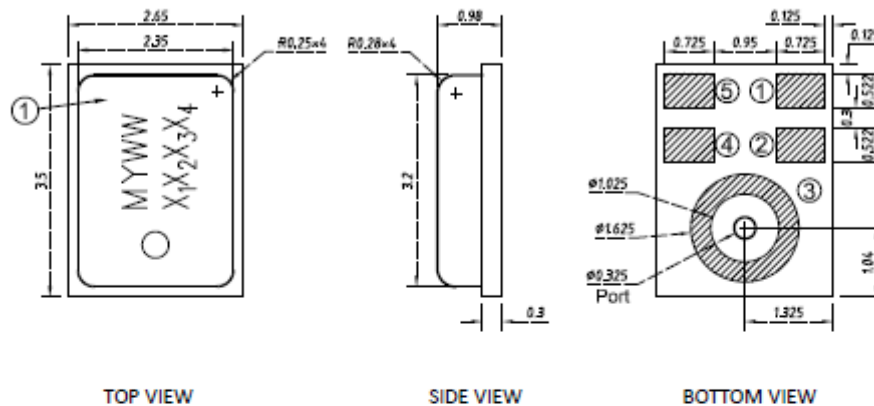
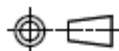
Description	Parameter	Pb-free
Average ramp-up rate	$T_{S_{MAX}}$ to T_P	3°C/sec max
Preheat		
Minimum temperature	$T_{S_{MIN}}$	150 °C
Maximum temperature	$T_{S_{MAX}}$	200 °C
Time($T_{S_{MIN}}$ to $T_{S_{MAX}}$)	t_s	60 sec to 180 sec
Ramp-up rate	$T_{S_{MAX}}$ to T_L	1.25 °C/sec
Time maintained above liquidus temperature	t_L	60 sec to 150 sec
Liquidus temperature	T_L	217 °C
Peak temperature	T_P	260 °C
Time within 5°C of actual peak temperature	t_p	20 sec to 40 sec
Ramp-down rate	T_P to $T_{S_{MAX}}$	6 °C/sec max
Time 25 °C ($t_{25 °C}$) to peak temperature	t	8 minutes max

Elektrotechnik Karl-Heinz Mauz GmbH

MS3526Z9BMC-38 (Artikel-Nr. 200760)

EKULIT

OUTLINE DIMENSIONS AND PIN DEFINITION:



PIN function description

PIN#	Function
1	OUT
2	GND
3	GND
4	GND
5	VDD

Item	Dimension	Tolerance
Length (L)	3.50	± 0.10
Width (W)	2.65	± 0.10
Height (H)	0.98	± 0.10
Acoustic Port (AP)	$\varnothing 0.325$	± 0.05

Dimensions are in millimeters, tolerance is ± 0.15 mm unless otherwise specified.

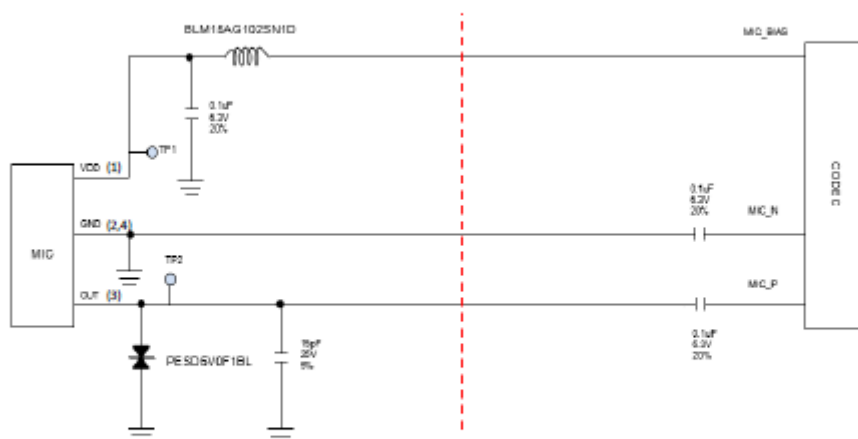
	M	
MYWW	Y	Year(A~Z)
X ₁ X ₂ X ₃ X ₄	WW	Week
	X ₁ X ₂ X ₃ X ₄	Serial Number

MS3526Z9BMC-38 (Artikel-Nr. 200760)

EKULIT

RECOMMENDED INTERFACE CIRCUIT:

- Recommended Application Example (differential amplification circuit)



NOTE: It is recommended that the components on the left side of red line be placed close to MIC, and components on the right side of red line be placed close to codec.



Elektrotechnik Karl-Heinz Mauz GmbH

MS3526Z9BMC-38 (Artikel-Nr. 200760)

EKULIT

ADDITIONAL NOTES

- (A) MSL (moisture sensitivity level) Class 1.
- (B) Maximum of 3 reflow cycles is recommended.
- (C) In order to minimize device damage:
 - Do not board wash or clean after the reflow process.
 - Do not brush board with or without solvents after the reflow process.
 - Do not directly expose to ultrasonic processing, welding, or cleaning.
 - Do not insert any object in port hole of device at any time.
 - Do not apply air pressure into the port hole.
 - Do not pull a vacuum over port hole of the microphone.

STORAGE AND TRANSPORTATION

- (A) Keep MEMS MIC in warehouse with less than 75% humidity and without sudden temperature change, acid air, any other harmful air or strong magnetic field.
Recommend floor life (out of bag) at factory no more than 4 weeks.
- (B) The MEMS MIC with normal pack can be transported by ordinary conveyances.
Please protect products against moist, shock, sunburn and pressure during transportation.

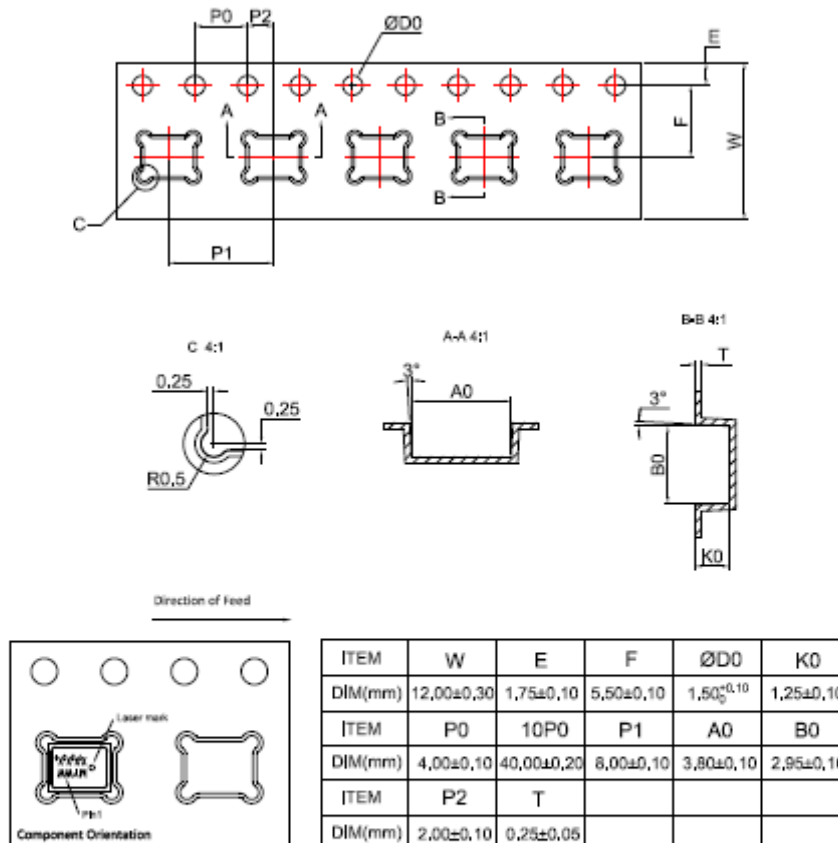
MATERIALS STATEMENT

Meets the requirements of the European RoHS and Halogen-Free.

MS3526Z9BMC-38 (Artikel-Nr. 200760)

EKULIT

PACKAGING & MARKING DETAIL:



Note:

- 1) Dimensions are in mm;
- 2) Don't put the vacuum suction nozzle alignment the port hole;
- 3) Tape & Reel Per EIA-481 standard;
- 4) Label applied to external package and direct to reel;
- 5) Static voltage <100V;



Elektrotechnik Karl-Heinz Mauz GmbH

MS3526Z9BMC-38 (Artikel-Nr. 200760)

EKULIT

RELIABILITY SPECIFICATIONS

Test	Description
Thermal Shock	100 cycles air-to-air thermal shock from -40°C to +125°C with 15 minute soaks.
High Temperature Storage	1,000 hours at +105°C environment
Low Temperature Storage	1,000 hours at -40°C environment
Reflow	5 reflow cycles with peak temperature of +260°C
ESD-HBM	3 discharges of ±2 kV direct contact to I/O pins.
ESD- LID-GND	3 discharges of ±8 kV direct contact to lid while unit is grounded.
ESD-MM	3 discharges of ±200V direct contact to I/O pins.
Vibration	4 cycles of 20 to 2,000 Hz sinusoidal sweep with 20 G peak acceleration lasting 12 minutes in X, Y, and Z directions.
Mechanical Shock	3 pulses of 10,000 G in the X, Y and Z direction
High Temperature Bias	1,000 hours at +105°C under bias
Low Temperature Bias	1,000 hours at -40°C under bias
Temperature/Humidity Bias	1,000 hours at +85°C/85% R.H. under bias.
Drop Test	To be no interference in operation after dropped to 1.0cm steel plate 18 times from 1.5 meter height

NOTE: Sensitivity should vary within ±3dB from initial sensitivity reading. (The measurement is processed at 2 hours after 20±2 °C, R.H 60%~70% condition.)

Adresse: **Felix-Wankel-Str. 35 • 73760 Ostfildern/Nellingen**

Tel: **+49-711/3414023**

Fax: **+49-711/3414024**

E-mail: **info@ekulit.de**

Web site: **www.EKULIT.de**