

UPSI-2406DP2

24 VDC / 4.25 A

- ✓ 24V DC UPS (DIN rail version)
- ✓ Maintenance-free supercap technology
- ✓ Cycle Life > 500 000
- ✓ Intelligent power sharing
- ✓ Regulated output voltage
- ✓ Min. load disconnect
- ✓ Power fail timer
- ✓ Reboot function
- ✓ Fuel gauge



Technical data

Input voltage	24 VDC (22.5...32 V)
Input current	5.15 A max.
Output voltage	Normal mode: $V_{in} - 0.3 V$ (Full load) Backup: 23.5 VDC
Output current	4.25 A continuous
Capacitive Load	3000 μF (24 V Startup)
Storage medium	Supercaps, 5.6 kJ / 3.5 kJ useful
Supercaps charge current nom.	Depending on load max. 10 A on Supercaps
Charging method	CC/CV/CP
Protection	Overcurrent protection Reverse polarity protection
Interface	USB, RS232, USB-HID
Type of energy storage	Supercaps 9V max.
Life cycles	> 500 000
Safety / EMC	CE, Class B (EN55032)
IP Class	IP20
IK Class	Not specified
Temperature	Operating discharge: -20...+65 °C Operating charge: -20...+65 °C Storage: -20...+65 °C, recommended 0...+40 °C
Max. operation altitude	5000 m
Derating (depending on operation altitude)	2000 m operation altitude or higher: 5.7 W / 500 m or reduction of operation temperature of 3.5 °C / 500 m
Humidity	Operating: 10...85 % RH, non-condensing / Storage: 10...90 % RH, non-condensing
Dimensions (WxDxH)	63 x 100 x 120 mm ± 0.5 mm
Weight (net)	0.62 kg


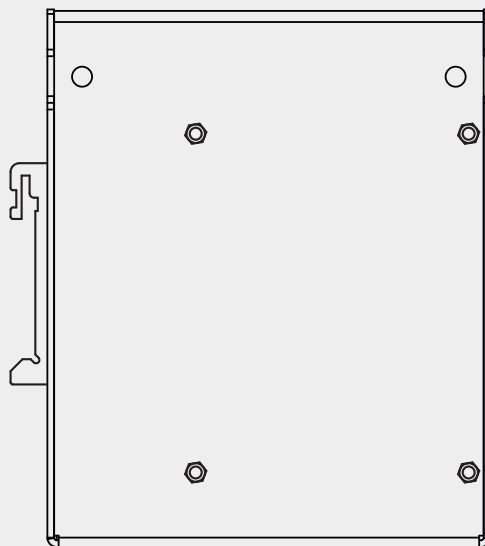
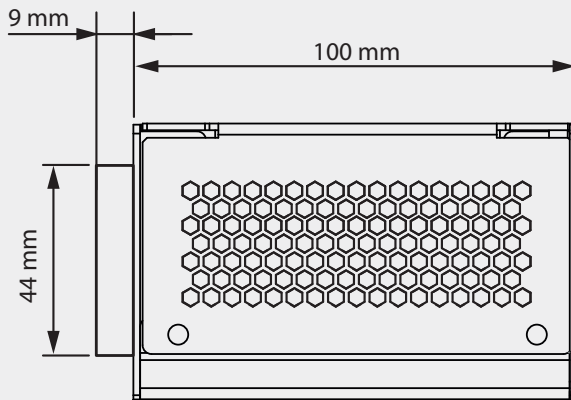
Product specific data

Shutdown detection	Via load sensor
Reboot function	Reboot function and time can be configured by software
Load sensor	Configurable via UPSI HID-Battery-Parameter software (download at www.bicker.de) UPS shuts down after 15 sec, if connected load decreases below set value and UPS is being in battery mode
Timer function	Configurable via UPSI HID-Battery-Parameter software in steps of single seconds (3600 sec max)
Relay	Dry contact on power fail (Normal mode: open / Backup mode: closed) Relay switching current max 0.5 A@ 125 VAC / 1 A@ 24 VDC

*Backup time depends on Supercap capacitance, load and temperature.
At very high or low temperatures a reduction of backup time occurs.*

Drawing UPSI-2406DP2

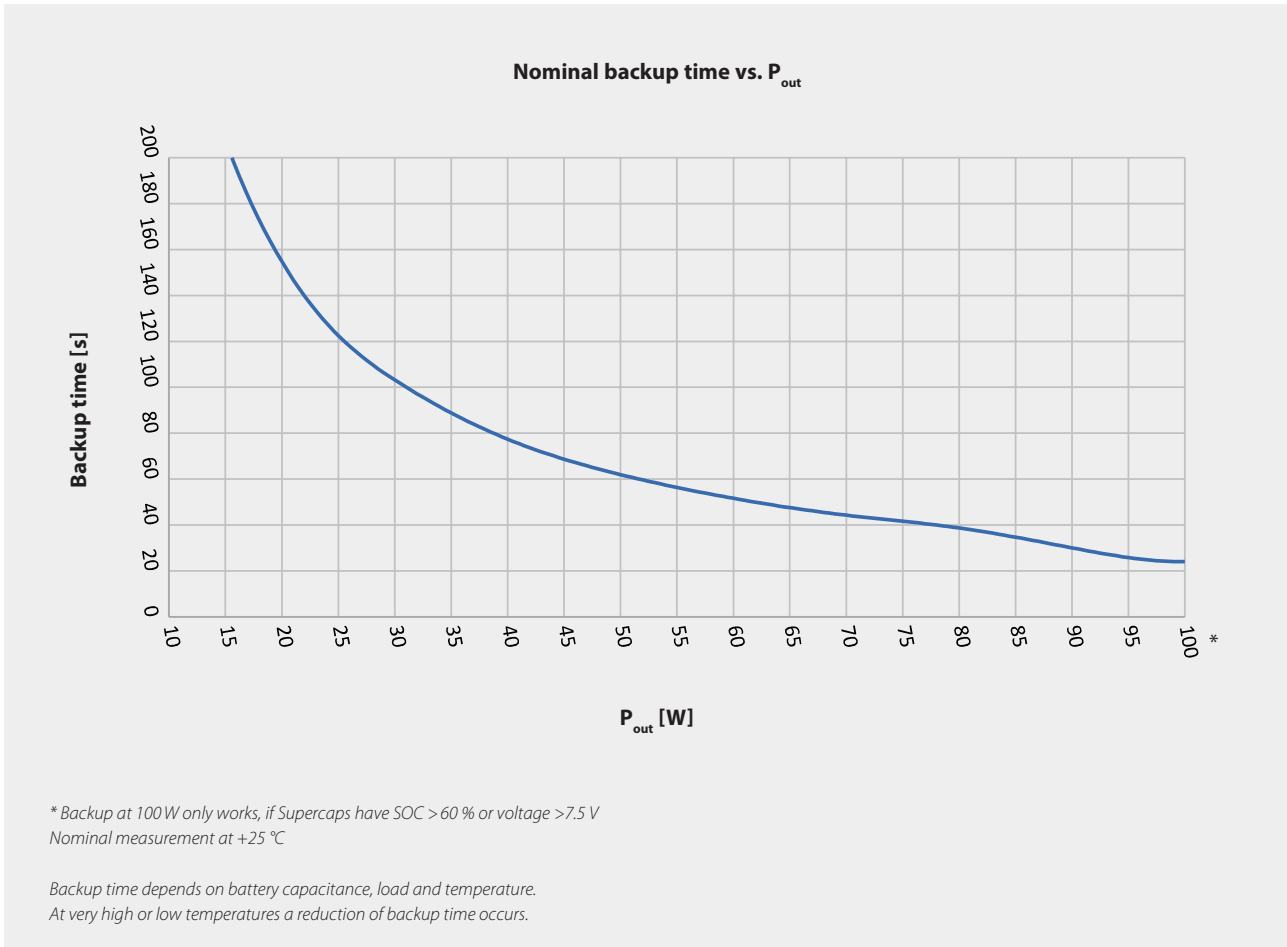
Tolerance ±0.5 mm



● Status LED	Description
1 x flash, pause 1.5s	Status: Battery start
2 x flash, pause 1.5s	Status: Capacity for start is required, state charging
3 x flash, pause 1.5s	Status shutdown: Waiting for shutdown completion
4 x flash, pause 1.5s	Status reboot: Output is switched off and time runs until restart (Reboot)
5 x flash, pause 1.5s	Status: No battery recognized
1 Hz flash > power fail	Status: Backup mode
Always on	Status: System OK
Quick flashing	Critical Error Status: Output voltage too low > UPS will be shut down Status: Overcurrent detected > UPS output disabled

DC UPS

Backup time UPSI-2406DP2



Safety information



Please consider to each country's own regulation about recycling and disposal of used batteries etc. in hazardous waste or resending to any recycling organization. The battery pack should not be exposed to fire, immersed under water, opened, short-circuited, reversed or overheated. During storage the battery pack should not be exposed to temperatures outside the specification and should not be pushed too heavy and not exposed to high pressure. Do not swallow any parts of the battery pack.

Scope of delivery

Quantity	Description
1x	UPSI-2406DP2 - DC UPS
1x	V_{in} / V_{out} connector counterpart
1x	Relay connector counterpart