

UPSI-2412D

24 VDC / 12 A

- ✓ Robust and powerful DIN Rail UPS
- ✓ Intelligent power sharing
- ✓ Regulated output voltage at backup
- ✓ Min. load disconnect
- ✓ Battery start function
- ✓ External signal shutdown
- ✓ Reboot function



NEW

Also available as open frame version UPSI-2412



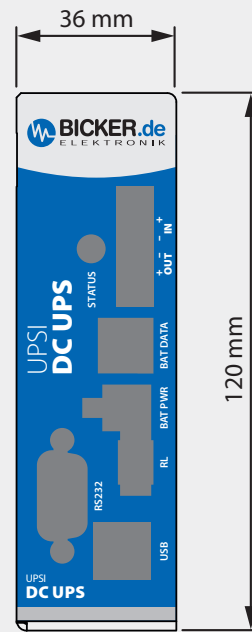
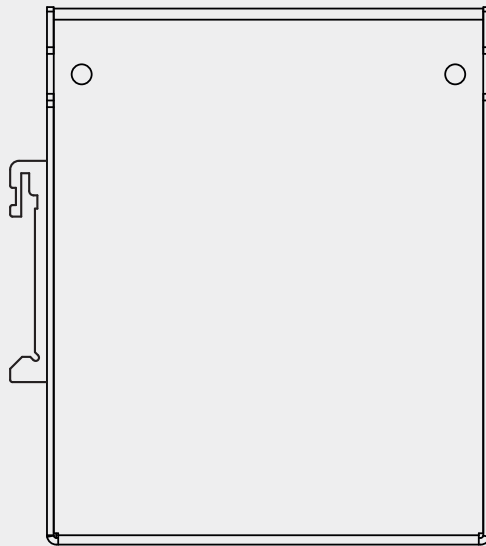
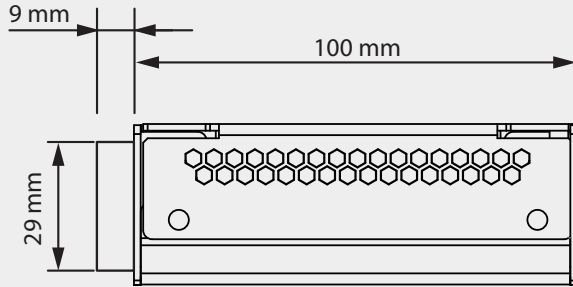
Technical data	
Input voltage	24 VDC (22.5...30 V)
Input current	12 A max. (~2 sec)
Output voltage	Normal mode: $V_{in} - 0.5 V$ (Full load) Backup: 23.5 VDC regulated
Output current	10 A / 12 A <2 s
Battery charge current nom.	4.5 A max. on input
Charging method	CC/CV/CP
Protection	Overvoltage protection up to 80 V Overcurrent protection
Interface	USB, RS232, USB-HID
Type of battery	LiFePO4, Supercaps
Temperature	Operating: -20...+70 °C / Storage: -20...+70 °C
Derating (depending on temperature)	Backup mode: +55...+70 °C, 100 mA (2.35 W) / °C
Max. operation altitude	5000 m
Derating (depending on operation altitude)	1500 m operation altitude or higher: 5.7 W / 500 m or reduction of operation temperature of 3.5 °C / 500 m
Humidity	Operating: 10...85 % RH, non-condensing / Storage: 10...90 % RH, non-condensing
Dimensions (WxDxH)	36 x 103 x 147 mm
Weight (net)	0.34 kg

Product specific data	
Battery monitoring	Battery test is executed in normal mode
Shutdown detection	Via load sensor
Reboot function	Reboot function and time can be configured by software
Load sensor	Configurable via UPSI HID-Battery-Parameter software (download at www.bicker.de) UPS shuts down after 15 sec, if connected load decreases below set value and UPS is being in battery mode
Timer function	Configurable via UPSI HID-Battery-Parameter software in steps of single seconds (3600 sec max)
External signal shutdown	UPS can be configured to shut down on external signal (e.g. ignition) with delay set in steps of single seconds (3600 sec max)
Backup time	See datasheets of battery packs
Relay	Dry contact on power fail (Normal mode: open / Backup mode: closed) Relay switching current max 0.5 A @ 125 V AC / 1 A @ 24 VDC

As a power component this UPS is for assembly purposes only and must not be operated in unassembled condition. The final assembly has to comply with the valid EMC and safety standards.

Drawing UPSI-2412D

Tolerance ± 0.5 mm



Connection

Connector	Description	Part No. or similar	Male or opposite or similar
In/Out	Power IN/OUT 4Pol.	WE 691317510004	WE 691340500004
BAT PWR	Power Akkupack 6Pol.	WE 64900629522	WE 649006113322
USB	USB Typ B.	WE 61400416121	
BAT DATA	Akku I ² C	WE 62400821722	WE 624008213322
RS232	Buchse RS232	D-Sub 9	
RL	Relais Kontakte	WE 68800211722	WE 688002113322
TempSensor	Temp Sense NTC	DF11-4DP-2DS	DF11-4DS-2C Crimpk. DF11-22SCF

Battery packs for UPSI-2412D

Technology	P/N	Description	P _{out}	Dimensions approx. WxDxH	Temperature (charging & backup)	Nominal backup time
EDLC (Supercaps)	BP-SUC-30090D	1p12s 30 VDC, 13.5 kJ (useful 9.0 kJ)	250 W	80 x 132 x 160 mm	-20...+70 °C	~ 171 s @ 50W ~ 86 s @ 100W ~ 57 s @ 150W ~ 33 s @ 240W
LiFePO4	BP-LFP-2725D	LiFePO4 Battery pack	250 W	99 x 100 x 120 mm	-20...+55 °C	~ 33 min @ 50W ~ 16 min @ 100W ~ 12 min @ 140W

Larger capacities on request

Scope of delivery

Quantity	Description
1x	UPSI-2412D - DC UPS
1x	V _{in} / V _{out} connector counterpart
1x	Relay connector counterpart