


MechaTronix in LED

XSA-28 Xicato XSM LED Star Heat Sink ϕ 134mm



Features & Benefits

- Designed for Xicato XSM series - thermal class Q
- Xicato accessory reference XSA-28
- Thermal resistance Rth 0.99°C/W
- Can be foreseen from M2 or M3 mounting holes
- Diameter 134.61mm base
- Standard height 40mm - other heights on request
- Extruded from highly conductive aluminium
- Standard colors - clear anodised - black anodised
- Other colors and finishings on request
(all RAL/Pantone colors available)



Order Information

XICATO

Example : XSA-28-M2-B-13

XSA-28 - **1** - **2** - **3**

- 1** XSM Mounting
"M2" - M2 screw threads
"M3" - M3 screw threads
- 2** Anodising color
"B" - Black Anodised
"C" - Clear Anodised
"Z" - Custom (specify)
- 3** Mounting Options - see graphics for details
Combinations available
Ex. order code - 13
means option 1 and 3 combined

MOUNTING OPTION	THREAD	THREAD DEPTH
NONE/BLANC	NONE	NONE
1	M3 x 0.5	6mm MIN.
2	#6-32 UNC	0.35" MIN.
3	M3 x 0.5	6mm MIN.
4	#6-32 UNC	0.35" MIN.
5	M3 x 0.5	6mm MIN.

MechaTronix in LED

XSA-28 Xicato XSM LED Star Heat Sink ϕ 134mm



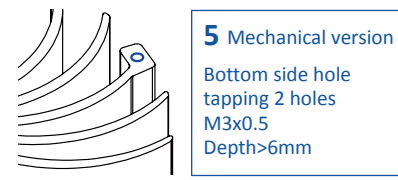
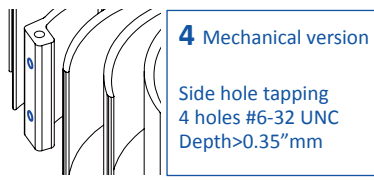
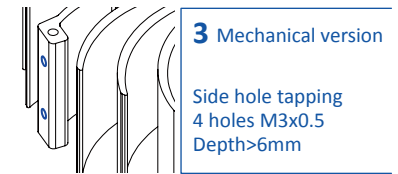
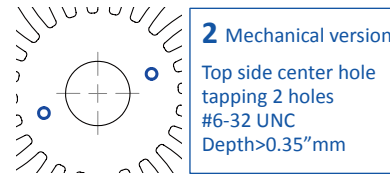
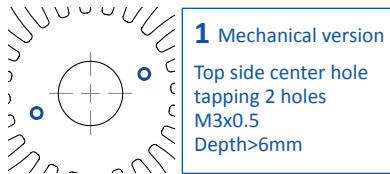
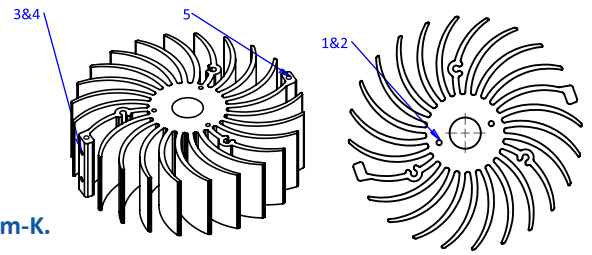
Product Details

	Total Height ^{mm}	Rth(°C/W)	Volume ^{mm³}	Cooling Surface ^{mm²}	Weight ^{gr}
XSA-28	40.00	0.99	198478.94	115233.75	535.89

Mounting Options

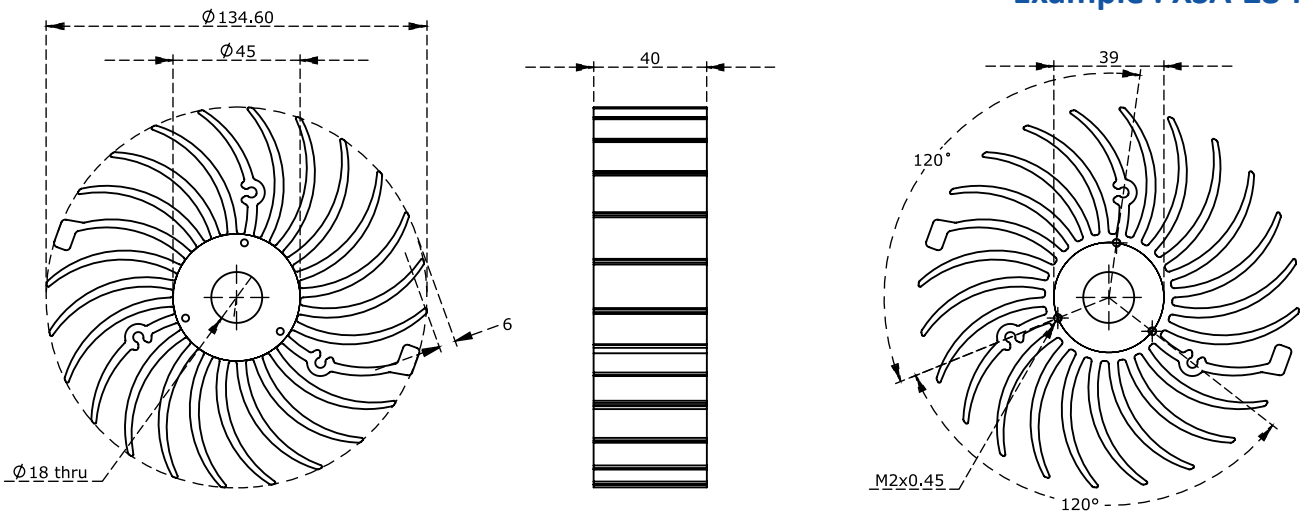
Notes:

1. MechaTronix reserves the right to change products or specifications without prior notice.
2. Mentioned models are an extraction of the full product range. For specific mechanical adaptations please contact MechaTronix.
3. All these types are made by extrusion process from highly conductive aluminum type AL6063 T5 with a typical Thermal Conductivity of 209W/m-K.



Drawings & Dimensions

Example : XSA-28-M2



MechaTronix in LED

XSA-28 Xicato XSM LED Star Heat Sink ϕ 134mm

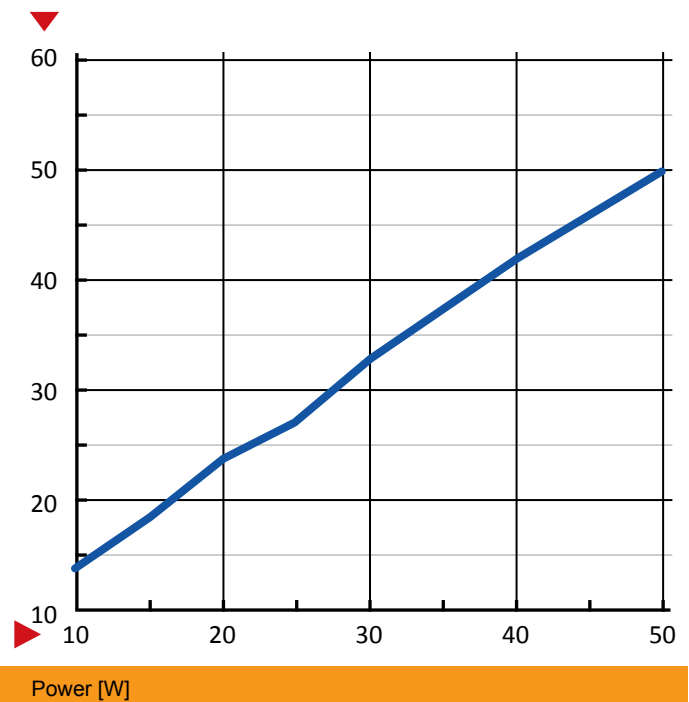


Thermal Data

Heat sink base to ambient thermal resistance, R_{hs-amb} [K/W]

Power (W)	XSA-28
10	1.3
15	1.2
20	1.1
25	1.1
30	1.1
40	1.0
50	1.0
$R_{th Av.}$	0.99

Heat sink to ambient temperature difference [°C]



Spreading resistance, R_{sp} [K/W]

Base thickness	Ratio of light engine (LE) area over heat sink base area, ALE/Ahs [%]	t=2mm	t=3mm	t=5mm	t=10mm
		1%	0.87	0.61	0.41
	3%	0.68	0.47	0.30	0.20
	5%	0.54	0.37	0.24	0.15
	8%	0.44	0.30	0.19	0.12
	11%	0.36	0.24	0.15	0.09
	20%	0.24	0.17	0.10	0.06
	32%	0.16	0.11	0.07	0.04
	62%	0.06	0.04	0.03	0.01

Heat sink base spreading resistance, R_{sp} [K/W], based on base thickness, t

