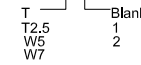


**NOTES:**

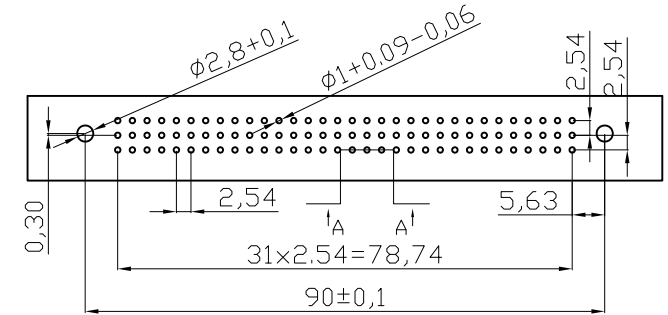
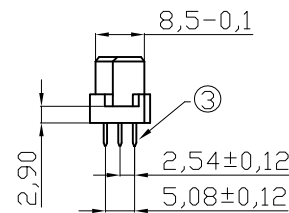
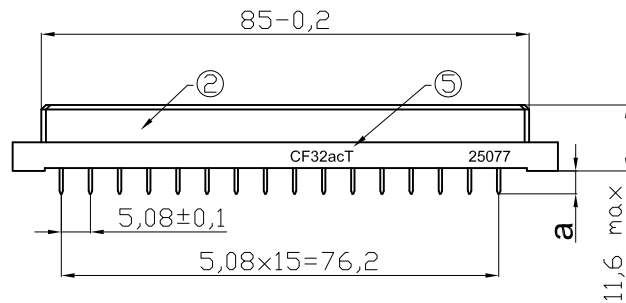
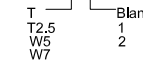
- ① Connector Meets Requirement OF DIN 41612
- ② Material:
  - 1.Housing : Glass-Filled PBT. Color: Grey, UL 94V-0
  - 2.Contact : Copper Alloy
- ③ Contact Tail Dimension(Thickness x Width x Length)(a=Length)(Option in Part Number)
  - T :0.3±0.02 x 0.64±0.04 x 4±0.2
  - T2.5 :0.3±0.02 x 0.64±0.04 x 2.5±0.2
  - W5 :0.6±0.015 x 0.6±0.03-0.05 x 5±0.2
  - W7 :0.6±0.015 x 0.6±0.03-0.05 x 7.4±0.2
- ④ Contact Finish(Option in Part Number "-x")
  - 1: 30µ" (0.75µm)Gold Plating on Mating Area ,Tin Plating on Tail Area, Flash Gold Plating on Non-mating Area,Nickel Underplate All Over
  - 2:15µ" (0.38µm)Gold Plating on Mating Area ,Tin Plating on Tail Area, Flash Gold Plating on Non-mating Area,Nickel Underplate All Over
  - Blank: Flash Gold Plating on mating Area and non-mating Area, Tin Plating on Tail Area,Nickel Underplate All Over
- ⑤ Connector Printed with Part Number,and Batch Number

**Order Information**

A-CF32ACx-x



A-CF48ABCx-x



**RoHS compliant**

Scale	1:1						Date	Name	Customer-No.	
TOLERANCE						Drawn	16.07.2009	Dean		
X.	±0.25					Approved	16.07.2009	Hellwig	ASSMANN WSW-No. A-CF32ACx-x A-CF48ABCx-x	
X.X	±0.1								Drawing-No.	
X.XX	±0.05								ASS 2085A CO rev01	
X.XXX	±0.012									
DIM	TOL									
Angle	±1°	①	Drawn		16.07.2009	Dean				
		Id.	Modification		Date	Name			Replace	Sheet