


General purpose Chassis and PCB mount

A series of compact, high performance, low leakage PCB and chassis mount suppression filters - with multiple combinations of enclosure size, current ratings and termination styles. This range offers flexibility and economy. Typical applications include industrial measuring equipment, consumer electronics and low power SMPS.

- Current ratings from 0.5A to 10A
- Compact PCB or chassis mount footprint
- Low profile variants (F.AH)
- PCB or fast-on terminations
- Medical versions available



Mechanical Specifications

Manufacture: plastic case sealed with self-extinguishing resin.

Connections: for PCB mounting (F.A-.AV) or
with faston 2.8x0.5 mm (F.A-.AA F.A-.DA).

Electrical Specifications

Rated voltage (V_R): max 250 V, 50/60 Hz

Rated current (I_R): referred to room temperature = 40°C

Leakage current (I_L): at 220 V, 50 Hz, max value

Voltage test (2s.): line to ground 3000 Vdc or 1800 Vac
line to line 1700 Vdc

Climatic category: HPF (25/085/21);
Temperature range: -25°C to +85°C

Filter Range

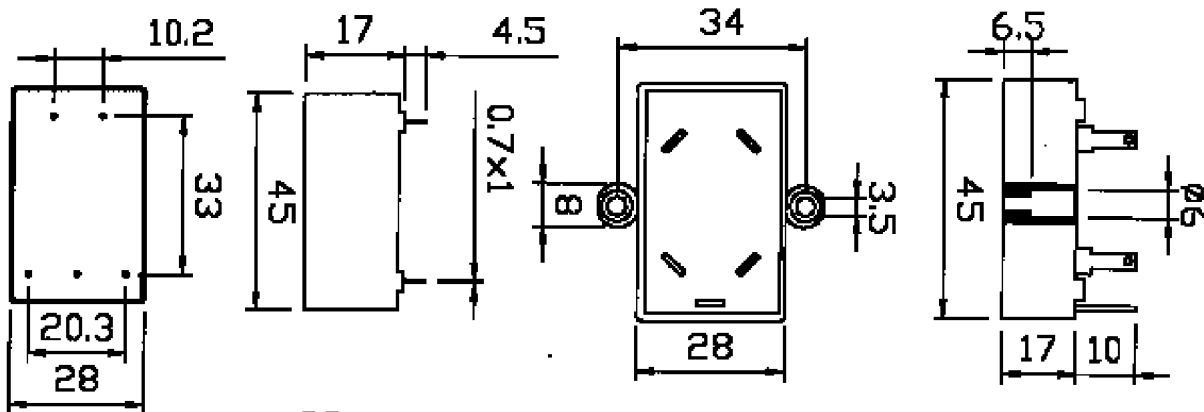
Code	I_R (A)	L (mH)	Cx (μ F)	Cy (pF)	I_L (mA)	R (M Ω)	Circ Diag
F.AH--3100.ZA	0.5	2x40	0.1	2x2500	2x0.23		A I
F.AH--3100.ZB	1	2x10	0.1	2x2500	2x0.23		A I
F.AH--3100.ZC	1.6	2x6	0.1	2x2500	2x0.23		A I
F.AH--3100.ZD	2.5	2x2	0.1	2x2500	2x0.23		A I
F.AH--3100.ZE	4	2x1	0.1	2x2500	2x0.23		A I
F.AH--3100.ZF	6.5	2x1	0.1	2x2500	2x0.23		A I
s F.AH--3100.ZG	5	2x2	0.1	2x2500	2x0.23		A I
s F.AH--3100.ZK	0.5	2x40	0.1	2x4700	2x0.43		A I
s F.AH--3100.ZL	1	2x10	0.1	2x4700	2x0.43		A I
s F.AH--3100.ZM	1.6	2x6	0.1	2x4700	2x0.43		A I
s F.AH--3100.ZN	2.5	2x2	0.1	2x4700	2x0.43		A I
s F.AH--3100.ZP	6.5	2x1	0.1	2x4700	2x0.43		A
F.AH--3200.ZA	0.5	2x40	2x0.1		2x0.02		E
F.AH--3200.ZB	1	2x10	2x0.1		2x0.02		E
F.AH--3200.ZC	1.6	2x6	2x0.1		2x0.02		E
F.AH--3200.ZD	2.5	2x2	2x0.1		2x0.02		E
F.AH--3200.ZE	4	2x1	2x0.1		2x0.02		E
F.AH--3200.ZF	6.5	2x1	2x0.1		2x0.02		E
n F.AA--3100.ZA	10	2x1	0.1	2x2500	2x0.23	1	A
s F.AA--3100.ZB	1	2x10	0.1	2x2500	2x0.23		A
s F.AA--3220.ZB	0.5	2x40	0.22	2x2200	2x0.20	1.5	B
s F.AA--3220.ZC	6.5	2x1	0.22	2x2500	2x0.23	1	A
s F.AA--3330.ZA	0.5	2x40	0.33	2x4700	2x0.43	1	C
s F.AA--3680.ZA	0.5	2x40	0.68	2x4700	2x0.43	0.47	C

- A = Faston 2.8 x 0.5 mm
- V = For PCB mounting
- A = Case without brackets
- D = Case with brackets

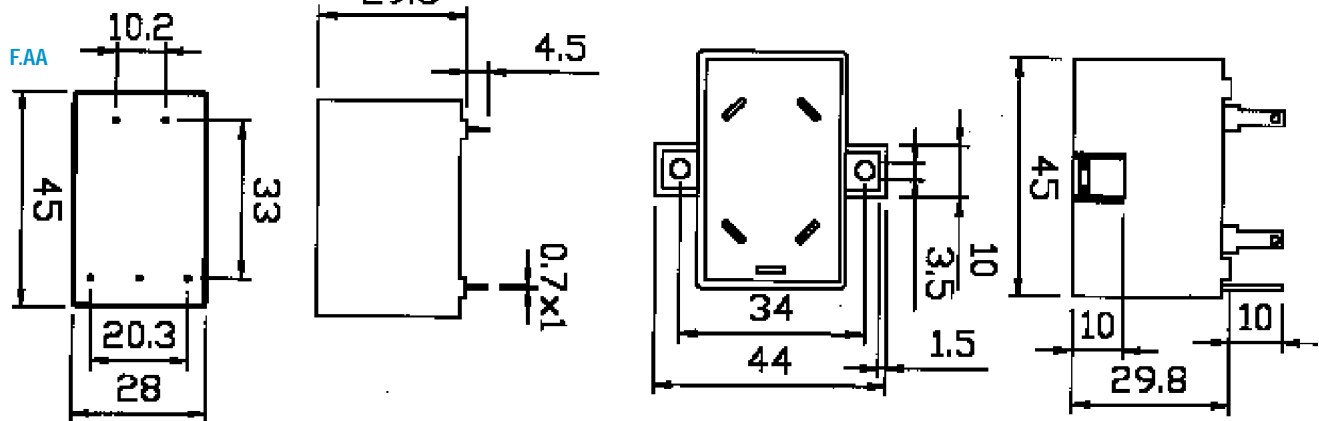
s No approvals. I Also available in circuit B on request, no approvals. n VDE approved only.

Dimensions (mm) and connections

F.AH



F.AA



Circuit diagram

