




300W Desktop C14 Adapter Series



Features

- DOE Level VI Efficiency Compliant
- Over Voltage, Short Circuit and Over Current Protection
- Non-Vented/Spill-Proof Case
- Class B EMI
- Isolated Output (Earth ground & DC Return Connect Through Isolation Capacitor).
Consult Phihong for Earth Ground tied to DC Return Version

Applications

- Networking
- Peripherals
- Consumer Electronics





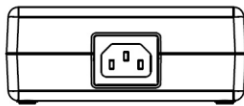
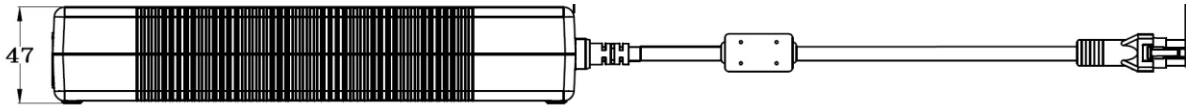
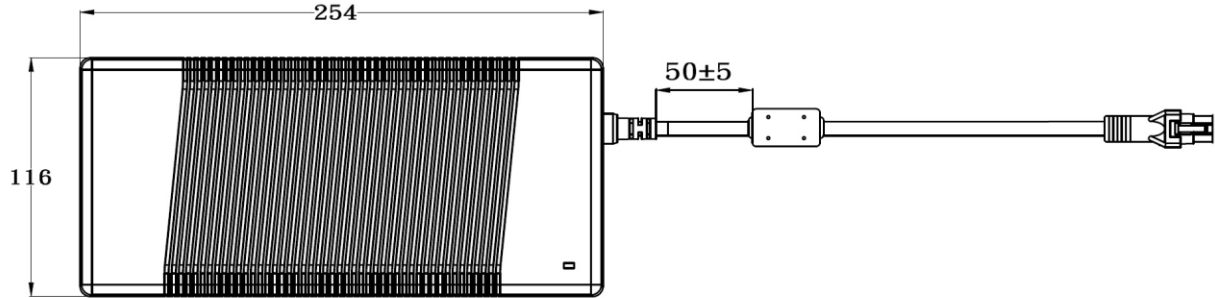
PPL300U Series Specifications¹

Model		PPL300U-120	PPL300U-190	PPL300U-240
Output	DC Output Voltage	12.0V	19.0V	24.0V
	Max Current	24.0A	15.75A	12.5A
	Output Power	288.0W	299.25W	300.0W
	Regulation	± 5%	± 5%	± 5%
	Ripple & Noise P-P(max) ²	240mV	380mV	480mV
Input	AC Input Voltage Range	90 to 264VAC		
	AC Input Frequency	47 to 63Hz		
	Input Current	3.9A max		
	Inrush Current	150A max., 230VAC (cold start at ambient 25°C, full load)		
	No Load Power Consumption at 115VAC Input	0.356W	0.190W	0.229W
	115VAC Average Efficiency ³	90.7%	90.9%	91.5%
	Leakage Current	<3.5mA		
Protection	Over-Voltage	150% max		
	Short Circuit	Latch		
	Over-Temperature	Latch		
	Over-Current	150% max		
Environmental	Operating Temperature	0°C to +40°C		
	Non-Operating Temperature	-20° to +80°C		
	Operating Humidity	20 to +80%		
Safety Approvals and EMC	Dielectric Withstand (HI-POT)	Primary to Secondary: 3000VAC for 1min, 10mA		
	Insulation Resistance	Primary to Secondary: 10M ohm for 500VDC		
	Standards	cULus 62368-1, IEC 62368-1		
	EMI Emissions	FCC Part 15 Class B, CAN ICES-003(B)/NMB-003(B), EN 55032/CISPR 32 Class B Conducted and Radiated		
	Harmonic Current Emissions	IEC 61000-3-2		
	Voltage Fluctuations & Flicker	IEC 61000-3-3		
	Immunity	EN 55024/CISPR 24: IEC 61000-4-2, IEC 61000-4-3, IEC 61000-4-4, IEC 61000-4-5, IEC 61000-4-6, IEC 61000-4-8, IEC 61000-4-11		
Mechanical	Dimensions (L x W x H)	254mm (10.0in) x 116mm (4.57in) x 47mm (1.85in)		
	Weight	1600g		
	Cable Length	1000mm	1200mm	
	DC Cable Type	16AWG*6C	16AWG*4C	
	DC Output Connector	6-Position Molex housing 39-01-2060 with terminals 39-00-077 Mates with Molex housing 39-01-2061 with terminals 39-00-0081		
	DC Plug Pin Assignment	P1(+); P2(+); P3(+); P4(-); P5(-); P6(-)	P1(+); P3(+); P4(-); P6(-)	
	Input Connector	IEC 60320 C14		

Model		PPL300U-480	PPL300U-560L6
Output	DC Output Voltage	48.0V	56.0V
	Max Current	6.25A	5.36A
	Output Power	300.0W	300.2W
	Regulation	± 5%	± 5%
	Ripple & Noise P-P(max) ²	960mV	1000mV
Input	AC Input Voltage Range	90 to 264VAC	
	AC Input Frequency	47 to 63Hz	
	Input Current	3.9A max	
	Inrush Current	150A max., 230VAC (Cold start at ambient 25°C, full load)	
	No Load Power Consumption at 115VAC Input	0.260W	0.31W
	115VAC Average Efficiency ³	92.5%	92.9%
	Leakage Current	<3.5mA	
Protection	Over-Voltage	150% max	
	Short Circuit	Latch	
	Over-Temperature	Latch	
	Over-Current	150% max	
Environmental	Operating Temperature	0°C to +40°C	
	Non-Operating Temperature	-20° to +80°C	
	Operating Humidity	20 to +80%	
Safety Approvals and EMC	Dielectric Withstand (HI-POT)	Primary to Secondary: 3000VAC for 1min, 10mA	
	Insulation Resistance	Primary to Secondary: 10M ohm for 500VDC	
	Standards	cULus 62368-1, IEC 62368-1	
	EMI Emissions	FCC Part 15 Class B, CAN ICES-003(B)/NMB-003(B), EN 55032/CISPR 32 Class B Conducted and Radiated	
	Harmonic Current Emissions	IEC 61000-3-2	
	Voltage Fluctuations & Flicker	IEC 61000-3-3	
	Immunity	EN 55024/CISPR 24: IEC 61000-4-2, IEC 61000-4-3, IEC 61000-4-4, IEC 61000-4-5, IEC 61000-4-6, IEC 61000-4-8, IEC 61000-4-11	
Mechanical	Dimensions (L x W x H)	254mm (10.0in) x 116mm (4.57in) x 47mm (1.85in)	
	Weight	1600g	
	Cable Length	1200mm	
	DC Cable Type	16AWG*4C	
	DC Output Connector	6-Position Molex housing 39-01-2060 with terminals 39-00-077 Mates with Molex housing 39-01-2061 with terminals 39-00-0081	
	DC Plug Pin Assignment	P1(+); P3(+); P4(-); P6(-)	
	Input Connector	IEC 60320 C14	
Notes	<ol style="list-style-type: none"> The specifications defined are at ambient temperature of 25°C, unless otherwise specified. 20MHz bandwidth frequency oscilloscope, add a 0.1µF multilayer Cap. and Low ESR Electrolytic Cap. (10µF) at output connector terminals (nominal line voltage, full load). Efficiency is measured after 30 minutes burn-in. 		



PPL300U Outline Drawing



FRONT-VIEW

