

# RxxC1TFxxS Series / Isolated Power Module

1W / Isolated / Input 3V-5.5VDC / 12 Pad LGA Package

## FEATURES

- Ultra-compact 5x4mm SMD package
- Low profile (1.18mm)
- 3kVAC/1s isolation
- 3.3 or 5V selectable outputs
- 3 - 5.5V wide input range
- Up to 125°C ambient temperature with derating
- Integrated solution
- 3 years warranty



Dimensions (LxWxH): 5.0 x 4.0 x 1.18mm (0.196 x 0.157 x 0.046inch)  
0.1g (0.0002lbs)

## APPLICATIONS



## SAFETY & EMC



## DESCRIPTION

The RxxC1TFxxS series is the latest breakthrough in isolated DC/DC converters. With an ultra-compact 5 x 4mm SMD package and a low profile of just 1.18mm, it sets a new standard for size and performance in its class. Offering 3kVAC/1s isolation and selectable 3.3V or 5V outputs, it's perfect for applications like COM port isolation, industrial automation, IoT, and sensor isolation. With a wide input range of 3V to 5.5V and an ambient temperature range up to 125°C with derating, it ensures reliability in diverse environments. Simplifying design with its integrated solution, the RxxC1TFxxS series is your compact, reliable choice for demanding electronic systems.

## SELECTION GUIDE

Part Number	Input Voltage Range [VDC]	Output Voltage Range [VDC]	Output Current max. [mA]	Efficiency typ. [%]
RxxC1TFxxS	3-5.5	3.3	200	44
	4.5-5.5	5	200	50.5

## MODEL NUMBERING



Note1: Add suffix "-R" for tape and reel packaging

Add suffix "-CT" for bag packaging (refer to „Packaging information“)

# RxxC1TFxxS Series / Isolated Power Module

1W / Isolated / Input 3V-5.5VDC / 12 Pad LGA Package

## ABSOLUTE MAXIMUM RATINGS

Parameter	Condition	Min.	Typ.	Max.
Absolute Maximum Voltage	$V_{IN+}/CTRL$ to $V_{IN-}$	-0.3VDC		6.5VDC
	$V_{OUT}/V_{SEL}$ to $V_{OUT-}$	-0.3VDC		6.5VDC
Maximum Continuous Power Losses <sup>(2)</sup>	$T_{AMB} = +25^{\circ}C$			2.05W
Junction Temperature	$T_J$			+150°C
Lead Temperature				+260°C

Note2: Exceeding maximum allowable power dissipation causes device to enter thermal shutdown which protects device from permanent damage.

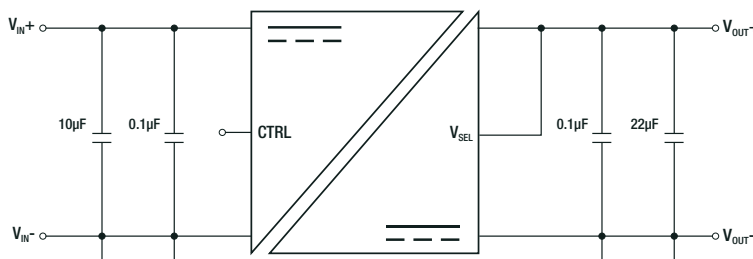
Note3: Stressed beyond those listed under absolute maximum ratings can cause permanent damage to the device.

## BASIC CHARACTERISTICS (measured @ $T_{AMB} = 25^{\circ}C$ , nom. $V_{IN}$ , full load and after warm-up unless otherwise stated)

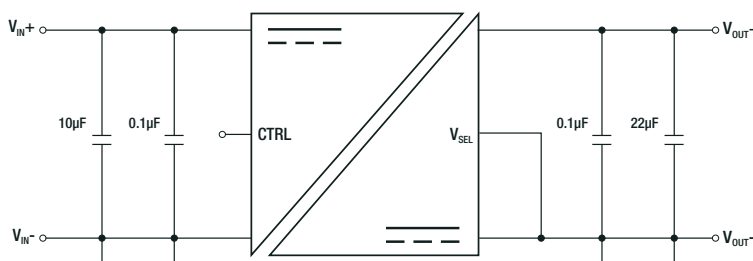
Parameter	Symbol	Condition	Min.	Typ.	Max.
Input Voltage Range	$V_{IN}$		3VDC		5.5VDC
Input Current		$V_{IN} = 5VDC, V_{OUT} = 5VDC, Load = 0mA$		8mA	
		$V_{IN} = 5VDC, V_{OUT} = 5VDC, Load = 200mA$		395mA	
		$V_{IN} = 5VDC, V_{OUT} = 3.3VDC, Load = 0mA$		5mA	
		$V_{IN} = 5VDC, V_{OUT} = 3.3VDC, Load = 200mA$		354mA	
		$V_{IN} = 3.3VDC, V_{OUT} = 3.3VDC, Load = 0A$		5mA	
		$V_{IN} = 3.3VDC, V_{OUT} = 3.3VDC, Load = 50mA$		115mA	
Under Voltage Lockout UVLO		rising		2.6VDC	2.8VDC
Under Voltage Lockout Hysteresis				220mV	
Output Voltage Accuracy		$V_{OUT} = 5VDC$	4.9VDC	5VDC	5.1VDC
		$V_{OUT} = 3.3VDC$	3.2VDC	3.3VDC	3.4VDC
Soft Start Time		from 0-100% $V_{IN} = 5VDC, V_{OUT} = 5VDC$		1.1ms	
		$V_{IN} = 5VDC, V_{OUT} = 3.3VDC$		0.6ms	
		$V_{IN} = 3.3VDC, V_{OUT} = 3.3VDC$		1.5ms	
Shutdown Current		$V_{CTRL} = 0VDC$ , measured on $V_{IN}$ pin		7µA	
Output Ripple Voltage		$V_{IN} = 5VDC, V_{OUT} = 5VDC, Load = 200mA$		60mV	
		$V_{IN} = 5VDC, V_{OUT} = 3.3VDC, Load = 200mA$		50mV	
		$V_{IN} = 3.3VDC, V_{OUT} = 3.3VDC, Load = 50mA$		30mV	

### Typical Application

$V_{IN} = 4.5-5.5VDC, V_{OUT} = 5VDC, I_{OUT} = 200mA$

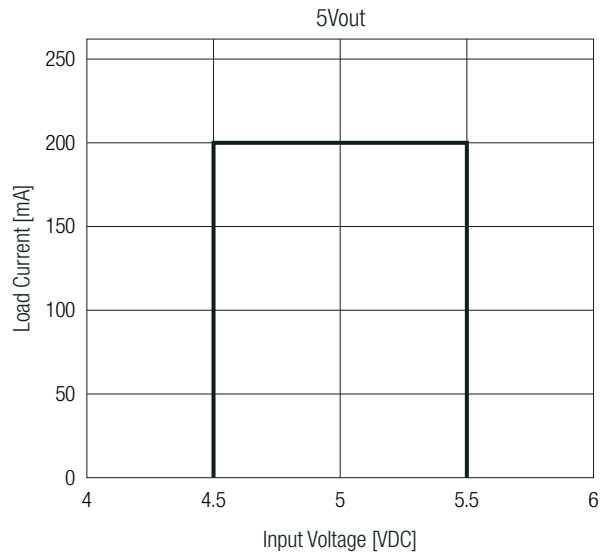
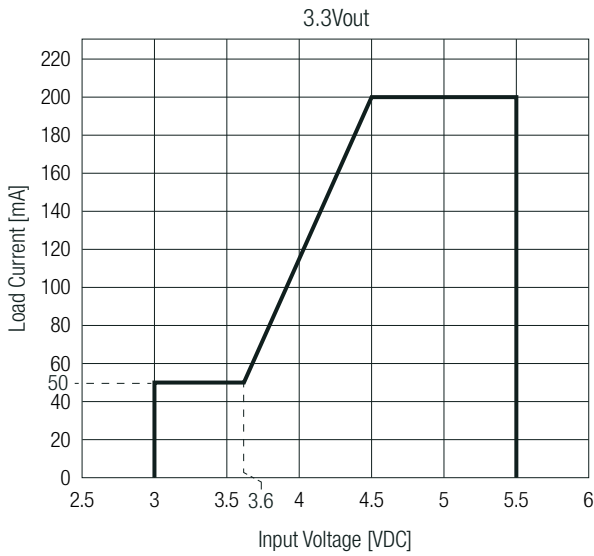


$V_{IN} = 3-3.6VDC, V_{OUT} = 3.3VDC, I_{OUT} = 200mA$

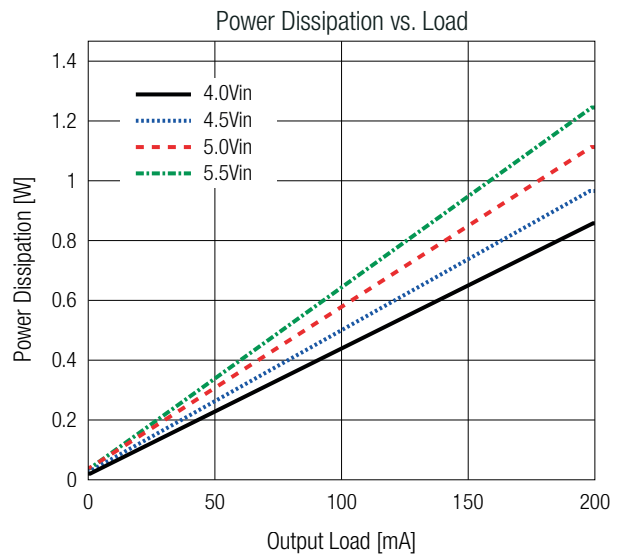
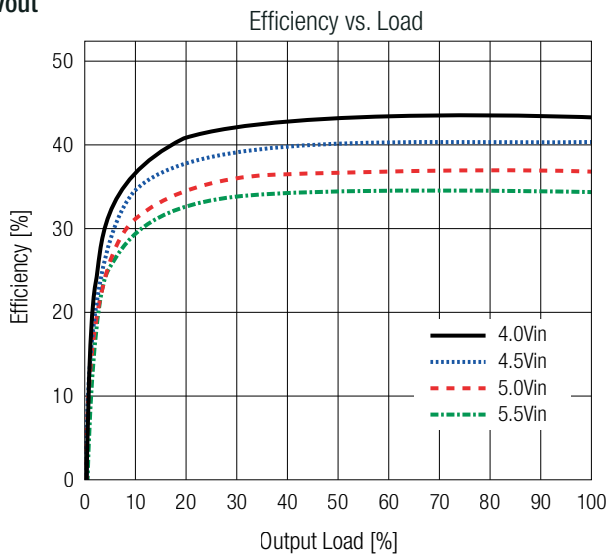


### BASIC CHARACTERISTICS

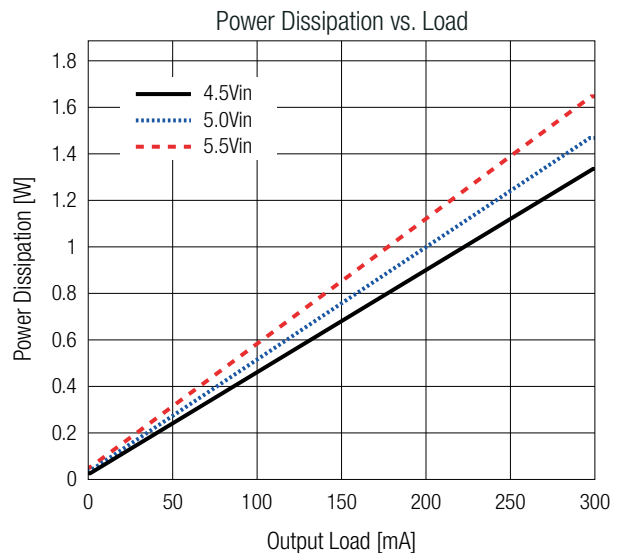
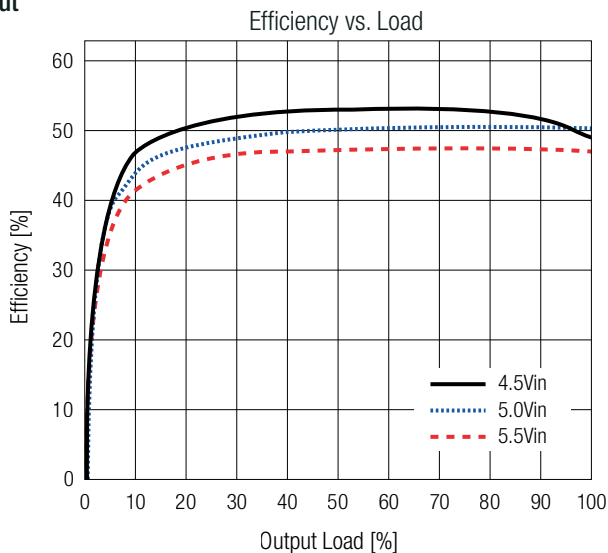
#### Safe Operating Area



#### 3.3Vout



#### 5Vout



# RxxC1TFxxS Series / Isolated Power Module

## 1W / Isolated / Input 3V-5.5VDC / 12 Pad LGA Package

### REGULATIONS

Parameter	Condition	Value
Line Regulation	$V_{IN} = 3V-3.6VDC$ , full load	$\pm 0.5\%$ typ.
	$V_{IN} = 4.5V-5.5VDC$ , full load	$\pm 0.5\%$ typ.
Load Regulation	from 0-100%	$\pm 0.4\%$ typ.

### CTRL AND SYNC OPERATING CONDITIONS

Parameter	Condition	Min.	Typ.	Max.
CTRL Input High Threshold				2VDC
CTRL Input Low Threshold		0.4VDC		
CTRL Input Leakage Current	$V_{IN} = 5VDC$ , CTRL connect to VIN-		-5 $\mu A$	
	$V_{IN} = 3.3VDC$ , CTRL connect to VIN-		-3.3 $\mu A$	

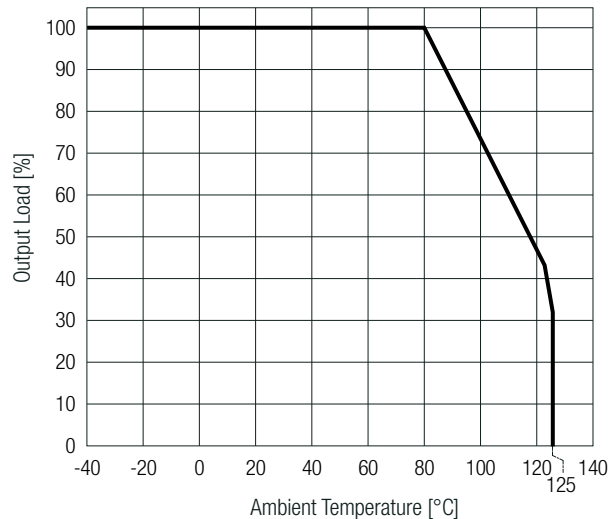
### THERMAL OPERATING CONDITIONS (measured @ $T_{AMB} = 25^{\circ}C$ , $V_{IN} = 3V-5.5VDC$ , full load and after warm-up unless otherwise stated)

Parameter	Symbol	Condition	Min.	Typ.	Max.
Operating Junction Temperature	$T_J$	refer to „Derating Graph“	-40 $^{\circ}C$		+125 $^{\circ}C$
Thermal Resistance <sup>(4)</sup>	$R_{th,JA}$	junction to ambient		61K/W	
	$R_{th,JC}$	junction to case		19K/W	

Note4: Test PCB= 6.4 x 6.4cm double sided PCB with 20oz copper, natural convection

### Derating Graph

(@ Chamber and natural convection 0.1 m/s)



### ENVIRONMENTAL

Parameter	Condition	Value
Moisture Sensitive Level		Level 3
ESD	human-body-model	$\pm 5kV$
	charged-device-model	$\pm 2kV$

# RxxC1TFxxS Series / Isolated Power Module

1W / Isolated / Input 3V-5.5VDC / 12 Pad LGA Package

## PROTECTIONS

Parameter	Condition	Value
Short Circuit Protection (SCP)		current limited, continuous
Over Load Protection (OLP) <sup>(5)</sup>		current limited, continuous
Isolation Voltage	rated for 60 seconds	2.5kVAC
	tested for 1 second	3kVAC
Isolation Resistance	$V_{ISO} = 500VDC$	50GΩ min.
Isolation Capacitance		5pF typ.
Thermal Shutdown	IC junction	150°C typ.
	hysteresis	20°C

Note5: During over load or output short circuit condition, the output voltage drops due to internal current limit. After over current or short circuit condition removed, RxxC1TFxxS will resume.

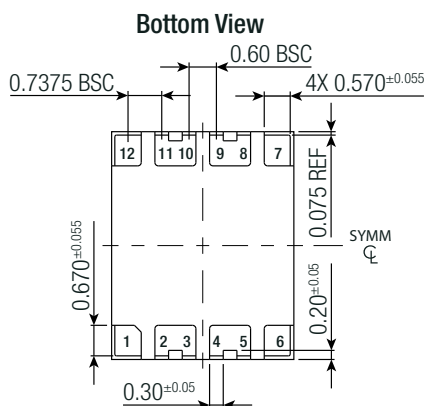
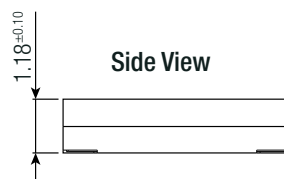
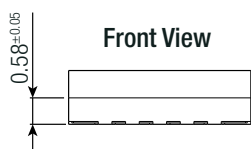
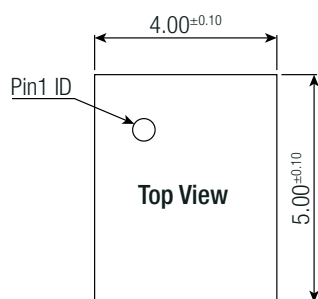
## SAFETY & CERTIFICATIONS

Certificate Type (Safety)	Report Number	Standard
RoHS2		RoHS 2011/65EU + AM2015/863

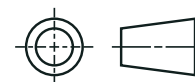
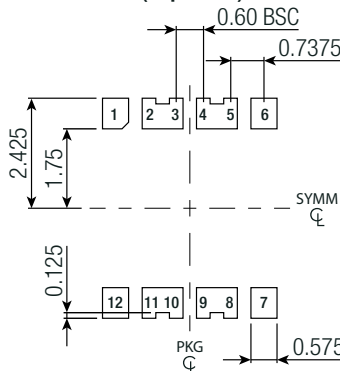
## DIMENSION & PHYSICAL CHARACTERISTICS

Parameter	Type	Value
Dimension (LxWxH)		5.0 x 4.0 x 1.18mm 0.197 x 0.157 x 0.046inch
Weight		0.1g typ. 0.0002lbs

### Dimension Drawing (mm)



### Recommended Footprint Details (Top View)



### Pad Information

Pad #	Function
1, 2, 3	VIN-
4, 5	VIN+
6	CTRL
7	VSEL
8, 9	VOUT+
10, 11, 12	VOUT-

Tolerances:  
x.x= ±0.1mm  
x.xx= ±0.05mm

# RxxC1TFxxS Series / Isolated Power Module

## 1W / Isolated / Input 3V-5.5VDC / 12 Pad LGA Package

### PACKAGING INFORMATION

Parameter	Type	Value
Packaging Dimension (LxWxH)	Suffix -R: tape & reel (diameter)	Ø330.2
	tape and reel (carton)	370 x 350 x 55mm
	Suffix -CT: moisture barrier bag	100 x 100 x 30mm
Packaging Quantity	Suffix -R: tape & reel	500pcs
	Suffix -CT: moisture barrier bag	10pcs
Tape Width		12mm
Storage Temperature Range		-65°C to +150°C
Storage Humidity	non-condensing	60% RH max.

The product information and specifications may be subject to changes even without prior written notice. The product has been designed for various applications; its suitability lies in the responsibility of each customer. The products are not authorized for use in safety-critical applications without RECOM's explicit written consent. A safety-critical application is an application where a failure may reasonably be expected to endanger or cause loss of life, inflict bodily harm or damage property. The applicant shall indemnify and hold harmless RECOM, its affiliated companies and its representatives against any damage claims in connection with the unauthorized use of RECOM products in such safety-critical applications.