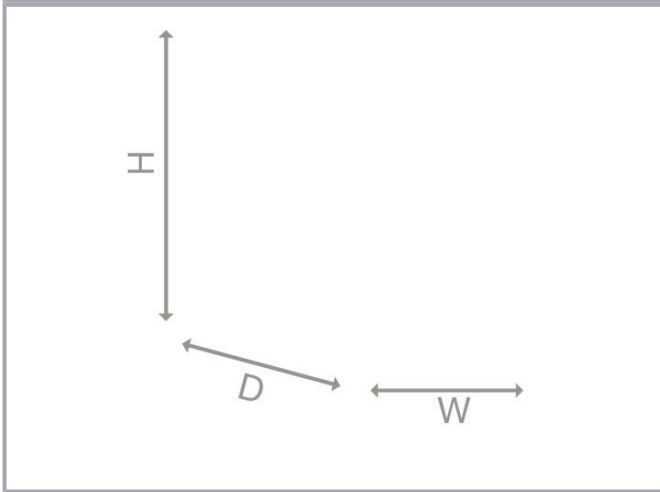
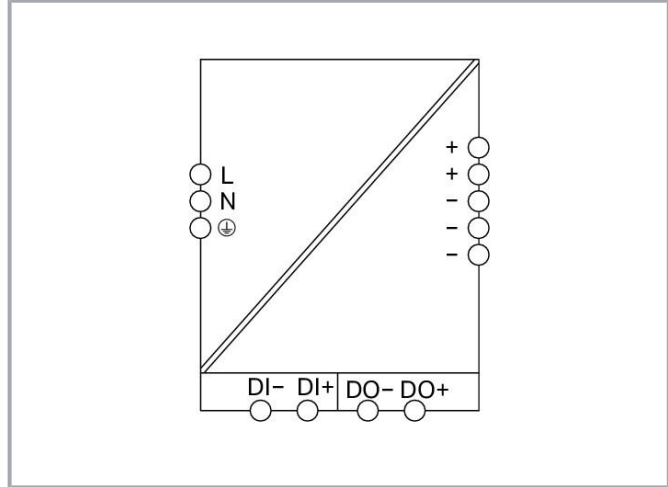


Data sheet | Item number: 2787-2144

Power supply; Pro 2; 1-phase; 24 VDC output voltage; 5 A output current;
TopBoost + PowerBoost; communication capability



www.wago.com/2787-2144



Item description

Features:

- Power supply with TopBoost, PowerBoost and configurable overload behavior
- Configurable digital signal input and output, optical status indication, function keys
- Communication interface for configuration and monitoring
- Optional connection to IO-Link or Modbus RTU
- Suitable for both parallel and series operation

Subject to changes. Please also observe the further product documentation!

WAGO Kontakttechnik GmbH & Co. KG
Hansastr. 27
32423 Minden
Phone: +49571 887-0 | Fax: +49571 887-169
Email: info.de@wago.com | Web: www.wago.com

Do you have any questions about our products?
We are always happy to take your call at 01788 568 008.



- Natural convection cooling when horizontally mounted
- Pluggable connection technology
- Electrically isolated output voltage (SELV/PELV) per EN 61010/UL 61010
- Marker slot for WAGO Marker Cards (WMB) and WAGO Marking Strips

Data

Technical data

Input

Phases	1
Nominal input voltage $U_{i\text{ nom}}$	1 x AC 100 ... 240 V
Input voltage range	AC 90 ... 264 V; DC 130 ... 240 V
Nominal mains frequency range	47 ... 63 Hz; 0 Hz
Input current I_i	≤ 1 A (240 VAC; Nominal load); ≤ 1.8 A (100 VAC; Nominal load)
Inrush current	≤ 9 A (after 1 ms)
Power factor correction (PFC)	Active
Mains failure hold-up time	≥ 20 ms (230 VAC)

Output

Nominal output voltage $U_{o\text{ nom}}$	DC 24 V (SELV)
Output voltage range	DC 24 ... 28 V (adjustable)
Default setting	DC 24 V
Nominal output current $I_{o\text{ nom}}$	5 A (24 VDC)
Nominal output power	120 W
Control deviation	≤ 1 %
Residual ripple	≤ 70 mV (peak-to-peak)
Current limitation	$1.1 \times I_{o\text{ nom}}$ (typ.)
Overload behavior	TopBoost/PowerBoost/Time-limited constant current mode (other overload behaviors can be set)
PowerBoost	DC 7.5 A (5 s)
TopBoost	up to 600 %

Signaling and communication

Signaling	Optical status indication (DC OK; load; warning and error states) Digital signal input and output (DI/DO)
-----------	--

Subject to changes. Please also observe the further product documentation!



Communication

Communication interface, can be used with WAGO USB Communication Cable (750-923) or IO-Link Communication Module (2789-9080) or Modbus RTU Communication Module (2789-9015)

Efficiency/power losses

Power loss P_l	≤ 1 W (Standby); ≤ 2 W (No load); ≤ 10 W (230 VAC; Nominal load)
Efficiency (typ.)	93.8 % (230 VAC; 5 A; 25 °C)

Circuit protection

Internal fuse	T 6.3 A / 250 VAC
Required backup fusing	An external DC fuse is required for the DC input voltage.
Recommended backup fusing	16 A (for USA/Canada: 15 A)

Safety and protection

Isolation voltage (pri.-sec., AC)	3,510 V
Isolation voltage (pri.-GND, AC)	2,200 V
Isolation voltage (Sec.-GND)	DC 0.5 kV
Isolation voltage (Sec.-Signal)	DC 0.5 kV
Protection class	I
Protection type	IP20 (per EN 60529)
Resistance to reverse feed	\leq DC 35 V
Overvoltage category	III (≤ 2000 m a. s.l.); II (> 2000 m a. s.l.)
Pollution degree	2
Transient suppression (primary)	Yes
Overvoltage protection; secondary	Internal protective circuit ≤ 35 VDC (in the event of a fault)
Short-circuit-protected	Yes
Open-circuit-proof	Yes
Parallel operation	Yes
Series operation	Yes
MTBF	$> 1,000,000$ h (per IEC 61709)

Connection data

Connection type (1)	Input/Output/Signaling
Connection technology	CAGE CLAMP®
WAGO Connector	WAGO 721 Series

Subject to changes. Please also observe the further product documentation!



Solid conductor	0.08 ... 2.5 mm ² / 28 ... 12 AWG
Fine-stranded conductor	0.08 ... 2.5 mm ² / 28 ... 12 AWG
Fine-stranded conductor; with insulated ferrule	2.5 ... 1.5 mm ² / 12 ... 16 AWG
Fine-stranded conductor; with uninsulated ferrule	1.5 ... 0.08 mm ² / 16 ... 28 AWG
Strip length	8 ... 9 mm / 0.31 ... 0.35 inch

Physical data

Width	35 mm / 1.378 inch
Height	130 mm / 5.118 inch
Depth from upper edge of DIN-rail	130 mm / 5.118 inch
Note (dimensions)	Height without connector Height with connector: 166 mm

Mechanical data

Mounting type	DIN-35 rail
---------------	-------------

Material data

Weight	650 g
--------	-------

Environmental requirements

Surrounding air temperature (operation)	-25 ... 70 °C (Device starts at -40 °C (type-tested))
Surrounding air temperature (storage)	-40 ... 85 °C
Relative humidity	5 ... 96 % (no condensation permissible)
Derating	See instruction leaflet
Climatic category	3K3 (per EN 60721)
Operating altitude (max.)	5000 m

Standards and specifications

Conformity marking	CE
Standards/Specifications	EN 61010-1 EN 61010-2-201 EN 61204-3 UL 61010-1 UL 61010-2-201

Commercial data


Packaging type	box
----------------	-----

Subject to changes. Please also observe the further product documentation!

Country of origin	CN
Customs tariff number	85044082900



Approvals / Certificates

UL-Approvals



Logo	Approval	Additional Approval Text	Certificate name
	UL Underwriters Laboratories Inc.	UL 61010-2-201	E255817

Optional accessories



Marking accessories

	Item no.: 2009-110 Marking strips; for Smart Printer; on reel; not stretchable; plain; snap-on type; white	www.wago.com/2009-110
	Item no.: 2009-115 WMB-Inline; for Smart Printer; 1500 pieces on roll; stretchable 5 - 5.2 mm; plain; snap-on type; white	www.wago.com/2009-115





General accessories

	Item no.: 2789-9015 Communication module; Modbus RTU; RJ45; communication capability	www.wago.com/2789-9015
	Item no.: 2789-9080 Communication module; IO-Link; communication capability	www.wago.com/2789-9080




Cables and pluggable connectors

	Item no.: 750-923 Configuration cable; USB connector; Length: 2.5 m	www.wago.com/750-923
	Item no.: 750-923/000-001 Configuration cable; USB connector; Length: 5 m	www.wago.com/750-923/000-001

Ferrule

	Item no.: 216-201 Ferrule; Sleeve for 0.5 mm ² / 20 AWG; insulated; electro-tin plated; white	www.wago.com/216-201
	Item no.: 216-202 Ferrule; Sleeve for 0.75 mm ² / 18 AWG; insulated; electro-tin plated; gray	www.wago.com/216-202
	Item no.: 216-203 Ferrule; Sleeve for 1 mm ² / AWG 18; insulated; electro-tin plated; red	www.wago.com/216-203
	Item no.: 216-204 Ferrule; Sleeve for 1.5 mm ² / AWG 16; insulated; electro-tin plated; black	www.wago.com/216-204

Subject to changes. Please also observe the further product documentation!

	Item no.: 216-221 Ferrule; Sleeve for 0.5 mm ² / 20 AWG; insulated; electro-tin plated; white	www.wago.com/216-221
	Item no.: 216-222 Ferrule; Sleeve for 0.75 mm ² / 18 AWG; insulated; electro-tin plated; gray	www.wago.com/216-222
	Item no.: 216-223 Ferrule; Sleeve for 1 mm ² / AWG 18; insulated; electro-tin plated; red	www.wago.com/216-223
	Item no.: 216-224 Ferrule; Sleeve for 1.5 mm ² / AWG 16; insulated; electro-tin plated; black	www.wago.com/216-224
	Item no.: 216-241 Ferrule; Sleeve for 0.5 mm ² / 20 AWG; insulated; electro-tin plated; electrolytic copper; gastight crimped; acc. to DIN 46228, Part 4/09.90; white	www.wago.com/216-241
	Item no.: 216-242 Ferrule; Sleeve for 0.75 mm ² / 18 AWG; insulated; electro-tin plated; electrolytic copper; gastight crimped; acc. to DIN 46228, Part 4/09.90; gray	www.wago.com/216-242
	Item no.: 216-243 Ferrule; Sleeve for 1 mm ² / AWG 18; insulated; electro-tin plated; electrolytic copper; gastight crimped; acc. to DIN 46228, Part 4/09.90; red	www.wago.com/216-243
	Item no.: 216-244 Ferrule; Sleeve for 1.5 mm ² / AWG 16; insulated; electro-tin plated; electrolytic copper; gastight crimped; acc. to DIN 46228, Part 4/09.90; black	www.wago.com/216-244
	Item no.: 216-262 Ferrule; Sleeve for 0.75 mm ² / 18 AWG; insulated; electro-tin plated; electrolytic copper; gastight crimped; acc. to DIN 46228, Part 4/09.90; gray	www.wago.com/216-262
	Item no.: 216-263 Ferrule; Sleeve for 1 mm ² / AWG 18; insulated; electro-tin plated; electrolytic copper; gastight crimped; acc. to DIN 46228, Part 4/09.90; red	www.wago.com/216-263
	Item no.: 216-264 Ferrule; Sleeve for 1.5 mm ² / AWG 16; insulated; electro-tin plated; electrolytic copper; gastight crimped; acc. to DIN 46228, Part 4/09.90; black	www.wago.com/216-264
	Item no.: 216-284 Ferrule; Sleeve for 1.5 mm ² / AWG 16; insulated; electro-tin plated; electrolytic copper; gastight crimped; acc. to DIN 46228, Part 4/09.90; black	www.wago.com/216-284
	Item no.: 216-301 Ferrule; Sleeve for 0.25 mm ² / AWG 24; insulated; electro-tin plated; yellow	www.wago.com/216-301
	Item no.: 216-302 Ferrule; Sleeve for 0.34 mm ² / 22 AWG; insulated; electro-tin plated; green	www.wago.com/216-302
	Item no.: 216-321 Ferrule; Sleeve for 0.25 mm ² / AWG 24; insulated; electro-tin plated; yellow	www.wago.com/216-321
	Item no.: 216-322 Ferrule; Sleeve for 0.34 mm ² / 22 AWG; insulated; electro-tin plated; green	www.wago.com/216-322

Tool

Subject to changes. Please also observe the further product documentation!



Item no.: 210-720

Operating tool; Blade: 3.5 x 0.5 mm; with a partially insulated shaft; multicoloured

www.wago.com/210-720



Item no.: 210-721

Operating tool; Blade: 5.5 x 0.8 mm; with a partially insulated shaft; multicoloured

www.wago.com/210-721

Downloads

Documentation

Manual

Power supply; Pro 2; 1-phase; 24 VDC output voltage; 5 A output current TopBoost + PowerBoost; communication capability	V 1.1.0 28.01.2021	pdf 5.3 MB	Download
--	-----------------------	---------------	----------

Bid Text

2787-2144_EUSA docx - Datei	04.07.2019	docx 23.9 kB	Download
--------------------------------	------------	-----------------	----------

2787-2144_EUSA X81 - Datei	04.07.2019	xml 8.1 kB	Download
-------------------------------	------------	---------------	----------

Instruction Leaflet

WAGO Pro 2 Power Supplies 1-phase; 24 VDC / 5 A	V 1.1.0 26.04.2021	pdf 4.6 MB	Download
--	-----------------------	---------------	----------

Additional Information

Disposal; Electrical and electronic equipment, Packaging	V 1.0.0	pdf 265.8 kB	Download
--	---------	-----------------	----------

Engineering-Software

Software for Interface-Products

WAGO Interface Configuration Software G2 FULL The full setup, in addition to the WAGO Interface Configuration Software G2, includes the installation for the Microsoft .NET Framework.	1.0.6.18 08.04.2021	exe 113.9 MB	Download
---	------------------------	-----------------	----------

WAGO Interface Configuration Software G2 SMALL The full setup only includes the WAGO Interface Configuration Software G2.	1.0.6.18 08.04.2021	exe 30.0 MB	Download
--	------------------------	----------------	----------

CAD/CAE-Data

Subject to changes. Please also observe the further product documentation!



CAD data

2D/3D Models 2787-2144	URL	Download
------------------------	-----	----------

CAE data

ZUKEN Portal 2787-2144	URL	Download
------------------------	-----	----------

EPLAN Data Portal 2787-2144	URL	Download
-----------------------------	-----	----------

Device Files

Device Description File

Device description files IODD 2787-2144	1.1	zip 93.0 kB	Download
---	-----	----------------	----------

Environmental Product Compliance

Compliance Search

Environmental Product Compliance 2787-2144 Power supply; Pro 2; 1-phase; 24 VDC output voltage; 5 A output current; TopBoost + PowerBoost; communication capability	URL	Download
--	-----	----------

Installation Notes

Product family

Pro 2
[Show all products from the family](#)

Subject to changes. Please also observe the further product documentation!