



SPECIFICATION FOR APPROVAL

CUSTOMER: _____
CUSTOMER P/N: _____
ATC P/N: DSKA3225-SERIES
QUANTITY: 0 PCS
DATE: 2021.02.09

Please confirm your acceptance of this approval sheet by return fax.

APPROVED

REJECTED



DRAWN BY	CHECKED BY	APPROVED BY
林月霞 <i>Alice</i>	張德名 <i>Richard</i>	葉任銘 <i>J.M.Yeh</i>

Acroparts Technology Co., Ltd.

1F No.16 Tze Chiang St. Yangmei, Taoyuan, Taiwan

TEL: +886-3-4881133 FAX: +886-3-4881177



SPECIFICATION

ATC's DWG
NUMBER

DSKA3225-SERIES

PROD.
NAME

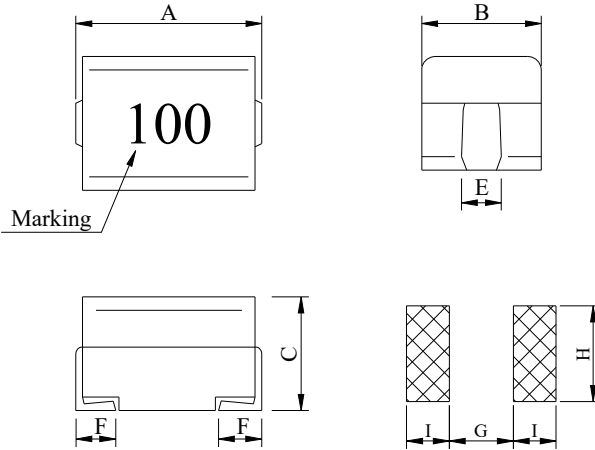
WOUND CHIP INDUCTOR

REV.

PAGE

1

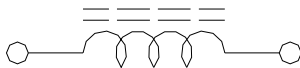
1 Configuration and Dimensions :



Item	Spec. (mm)
A	3.20 ± 0.40
B	2.50 ± 0.20
C	2.20 ± 0.20
E	1.00 ± 0.20
F	0.75 ± 0.15
G	1.80 ref.
H	1.40 ref.
I	1.00 ref.

(PCB Pattern)

2 Schematic Diagram :



3 Rating :

Operating Temperature: -40°C ~ +125°C (Including self-temperature rise)

Storage Temperature: Under 40°C, Humidity < 75%

4 Material List :

- a. Core: Ferrite DR core
- b. Wire: Enamelled copper wire (class H)
- c. Terminal: Cu / Ni / Sn
- d. Encapsulate: Epoxy novolac molding compound



SPECIFICATION		ATC's DWG NUMBER	DSKA3225-SERIES		
PROD. NAME	WOUND CHIP INDUCTOR	REV.		PAGE	2

5 Electrical Characteristics :

DWG No.	Inductance (uH)	Q min.	Test Freq. (Hz)	SRF (MHz)typ.	RDC (Ω)max.	IDC (mA)max.	Tol.
DSKA3225-1R0□F	1.000	10	7.96M	145.0	0.156	770.0	J,K,M
DSKA3225-1R5□F	1.500	10	7.96M	100.0	0.195	580.0	J,K,M
DSKA3225-2R2□F	2.200	10	7.96M	80.00	0.260	480.0	J,K,M
DSKA3225-3R3□F	3.300	10	7.96M	60.00	0.325	400.0	J,K,M
DSKA3225-4R7□F	4.700	10	7.96M	50.00	0.520	320.0	J,K,M
DSKA3225-6R8□F	6.800	10	7.96M	40.00	0.650	280.0	J,K,M
DSKA3225-100□F	10.00	15	2.52M	30.00	1.105	220.0	J,K,M
DSKA3225-150□F	15.00	15	2.52M	27.00	1.690	180.0	J,K,M
DSKA3225-220□F	22.00	15	2.52M	22.00	2.600	145.0	J,K,M
DSKA3225-270□F	27.00	15	2.52M	19.00	3.000	125.0	J,K,M
DSKA3225-330□F	33.00	15	2.52M	17.00	3.640	115.0	J,K,M
DSKA3225-470□F	47.00	20	2.52M	15.00	5.460	105.0	J,K,M
DSKA3225-680□F	68.00	20	2.52M	11.00	8.450	85.00	J,K,M
DSKA3225-820□F	82.00	20	2.52M	10.00	8.710	80.00	J,K,M
DSKA3225-101□F	100.0	20	0.796M	9.000	10.14	75.00	J,K,M

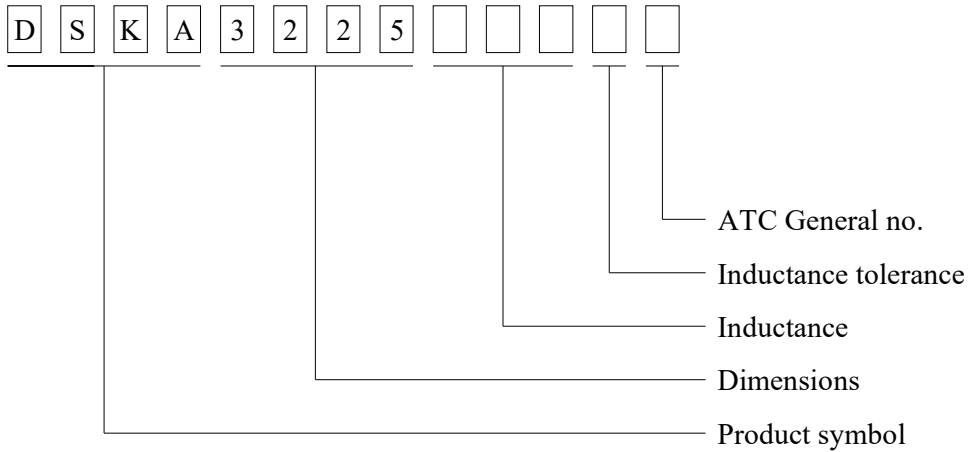
Note:

1. □ -Tolerance: J=±5% / K=±10% / M=±20%
2. IDC base on $\Delta L / L0A=10\%$



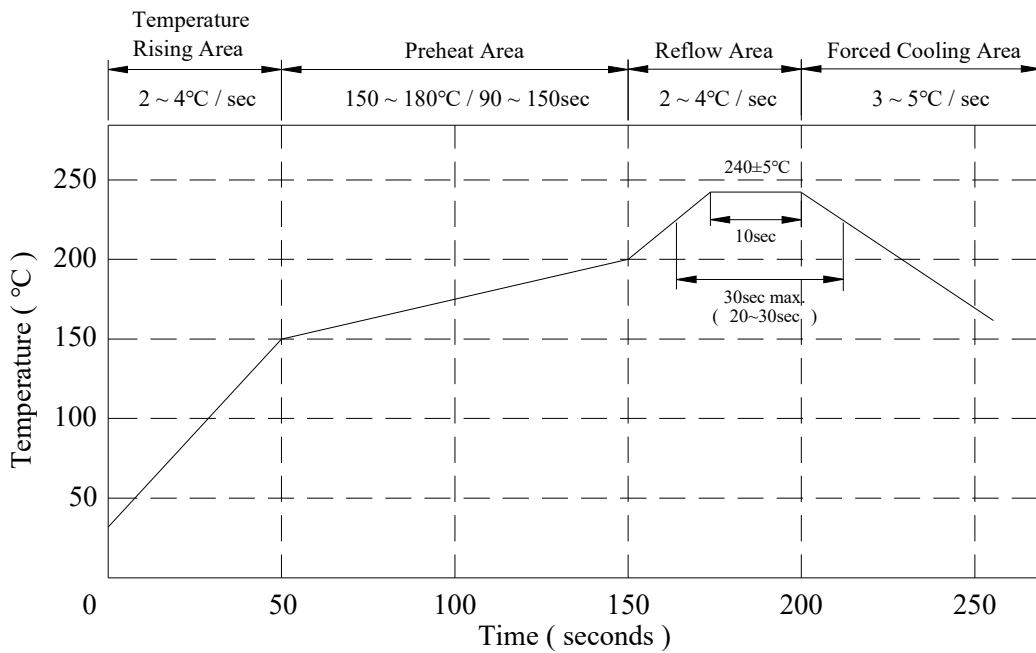
SPECIFICATION		ATC's DWG NUMBER	DSKA3225-SERIES		
PROD. NAME	WOUND CHIP INDUCTOR	REV.		PAGE	3

6 DWG Expression :



7 Classification Reflow Profile :

Peak Temp: 245°C max.
 Max time above 225°C : 30sec max.
 Max time above 200°C : 50sec max.





SPECIFICATION		ATC's DWG NUMBER	DSKA3225-SERIES		
PROD. NAME	WOUND CHIP INDUCTOR	REV.		PAGE	4

8 Reliability Test :

1-1.Mechanical Performance

No	Item	Specification	Test Method
1	Vibration	Appearance: No damage Inductance: within±10% of initial value	Test device shall be soldered on the substrate Oscillation Frequency: 10 to 55 to 10Hz for 1min Amplitude: 1.5mm Time: 2hrs for each axis (X, Y & Z), total 6hrs
2	Resistance to Soldering Heat	Appearance: No damage	Pre-heating: 150°C, 1min Solder Composition: Sn/Ag3.0/Cu0.5 Solder Temperature: 260±5°C Immersion Time: 10±1sec
3	Solder ability	The electrodes shall be at least 90% covered with new solder coating	Pre-heating: 150°C, 1min Solder Composition: Sn/Ag3.0/Cu0.5 Solder Temperature: 245±5°C Immersion Time: 4±1sec
4	Resistance to solvent	There must be no change in appearance or obliteration of marking.	Inductors must withstand 6 minutes of alcohol or water.

1-2.Environmental Performance

No	Item	Specification	Test Method		
1	Temperature Shock	Appearance: No damage Inductance: within±10% of initial value	10 cycles (Air to Air) 1 cycles shall consist of: 30 minutes exposure to -55 °C 30 minutes exposure to 125 °C 15 seconds maximum transition between temperatures		
2	Temperature Cycle		One cycle:		
			Step	Temperature (°C)	Time (min)
			1	-25±3	30
			2	25±2	3
			3	85±3	30
4	25±2	3			
			Total: 100cycles Measured after exposure in the room condition for 24hrs		
3	Humidity Resistance		Temperature: 40±2°C Relative Humidity: 90 ~ 95% Time: 1000hrs Measured after exposure in the room condition for 24hrs		
4	Heat Life		Temperature: 85±3°C Relative Humidity: 20% Applied Current: Rated Current Time: 1000hrs Measured after exposure in the room condition for 24hrs		
5	Cold Resistance		Temperature: -25±3°C Relative Humidity: 0% Time: 1000hrs Measured after exposure in the room condition for 24hrs		



SPECIFICATION

ATC's DWG
NUMBER

DSKA3225-SERIES

PROD.
NAME

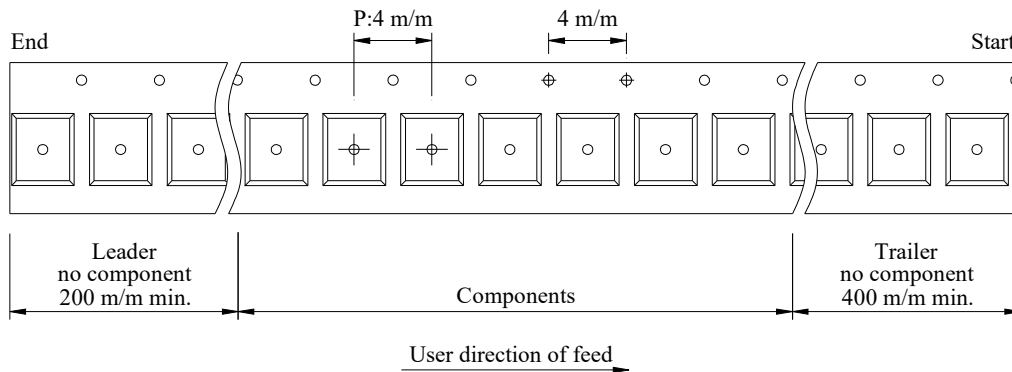
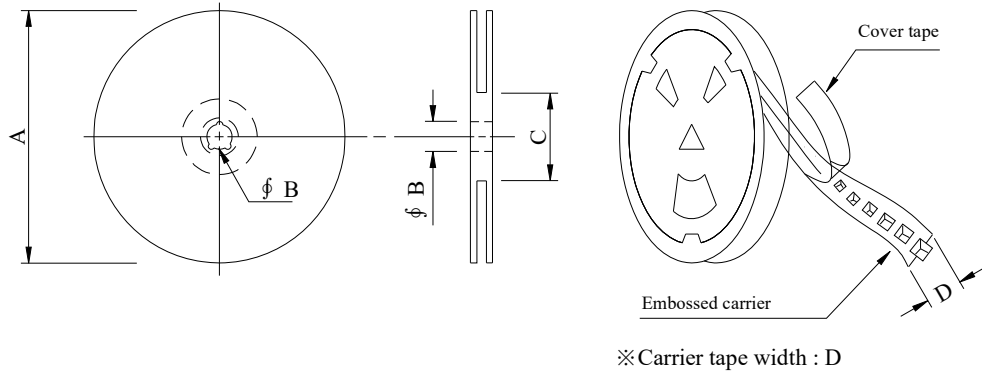
WOUND CHIP INDUCTOR

REV.

PAGE

5

9 Packaging Information :



Reel type	A	B	C	D	Reel Q'ty
7-8	178mm	13mm	60mm	8mm	2000pcs