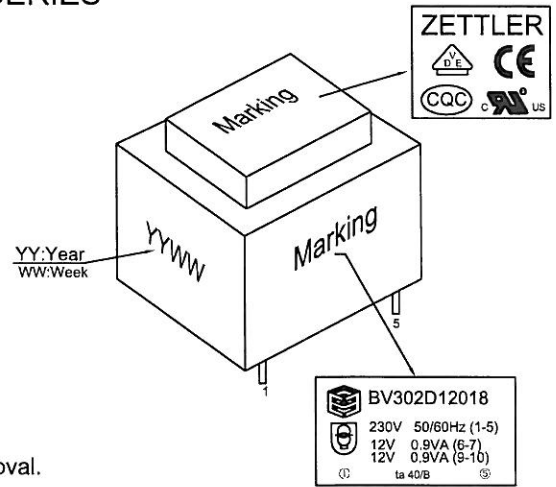


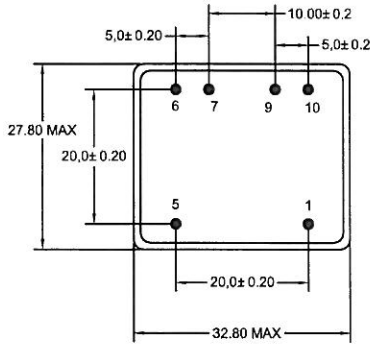
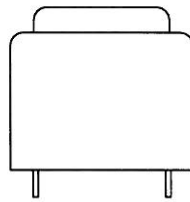
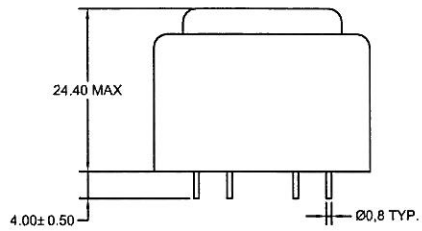
SEALED TRANSFORMER, PCB 1.8VA EI 30-12.5 SERIES

1. ELECTRICAL SPECIFICATIONS:

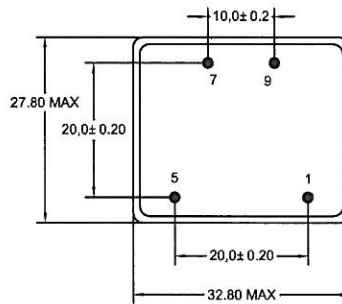
- A. Input Voltage and Frequency: 115/230V @ 50/60 Hz
- B. Secondary Voltage: See Electrical Table
- C. Ambient Temperature: 40° C MAX allowed.
- D. Insulation Resistance:
 - 100M Ohm Min @ 500VDC PRI. to SEC.
- E. Hi-Pot:
 - 4200Vrms 1mA 1second @ PRI. to SEC.
- F. Approvals:
 - UL506,UL1585 class 2 and class 3,VDE,EN61558,EN60950
- G. When the primary is 115V input,the transformer are non CQC approval.



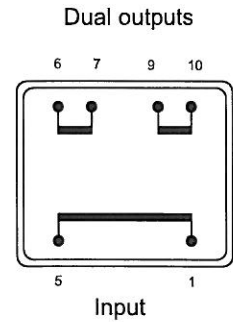
2. MECHANICAL SPECIFICATIONS:



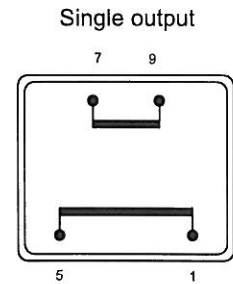
Dual outputs



Single output



Input

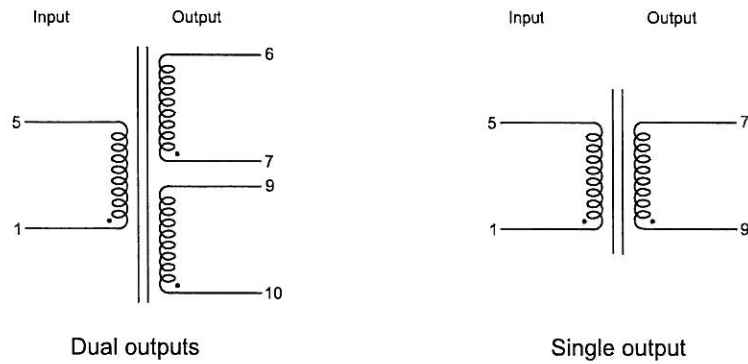


Input

A1	Changed the hi-pot from 2800V to 4200V,for 115V primary	Winston	2008-3-18
REV.	DESCRIPTION	DRAWN	DATE(M/D/Y)

TOLERANCE	SCALE NOT 1:1	UNIT mm	DATE (M/D/Y)	MODEL DESCRIPTION	
X	± 0.3	DRAWN	Janise	ZETTLER MAGNETICS	MATERIAL 120° C or higher
X.X	± 0.2	CHECKED			MODEL: EI 30-12.5 1.8VA
X.XX	± 0.1	APPROVED		TITLE EI 30-12.5 1.8VA	SHEET: 1 OF 2
THICKNESS	/				
REV.	A0				

3. SCHEMATIC DIAGRAM:



4. ELECTRICAL TABLE:

Part Number (Input: 115V)	Part Number (Input: 230V)	Secondary Voltage (V)		Secondary current (mA)	No-load Voltage (V)(max)	Ambient temperature (°C)	Rated Power (VA)
BV301S06018	BV302S06018	6±10%		300	9.8	T 40 B	1.8
BV301S09018	BV302S09018	9±10%		200	14.8	T 40 B	1.8
BV301S12018	BV302S12018	12±10%		150	19.7	T 40 B	1.8
BV301S15018	BV302S15018	15±10%		120	24.6	T 40 B	1.8
BV301S18018	BV302S18018	18±10%		100	30.3	T 40 B	1.8
BV301S24018	BV302S24018	24±10%		75	39.3	T 40 B	1.8
BV301D06018	BV302D06018	6±10%	6±15%	2×150	2×9.8	T 40 B	1.8
BV301D09018	BV302D09018	9±10%	9±15%	2×100	2×15.2	T 40 B	1.8
BV301D12018	BV302D12018	12±10%	12±15%	2×75	2×19.7	T 40 B	1.8
BV301D15018	BV302D15018	15±10%	15±15%	2×60	2×24.6	T 40 B	1.8
BV301D18018*	BV302D18018*	18±10%	18±15%	2×50	2×30.3	T 40 B	1.8
BV301D24018*	BV302D24018*	24±10%	24±15%	2×37.5	2×39.3	T 40 B	1.8

* To be noted:*marked transformers are non VDE approved.
Those transformers meet all requirement of EN61558-2-4.

REV.	DESCRIPTION	DRAWN	DATE(M/D/Y)
------	-------------	-------	-------------

TOLERANCE		SCALE NOT 1:1	UNIT mm	DATE (M/D/Y)	MODEL DESCRIPTION	
X	±0.3	DRAWN	Janise	2008-1-16	ZETTLER MAGNETICS	MATERIAL 120° C or higher
X.X	±0.2	CHECKED				MODEL: EI 30-12.5 1.8VA
X.XX	±0.1	APPROVED			TITLE EI 30-12.5 1.8VA	SHEET: 2 OF 2
THICKNESS	/					
REV.	A0					