

XCELL XP 670

6V 7AH

Specifications

Nominal Voltage		6 V
Capacity (25°C)	20HR(5.25V)	7Ah
	10HR(5.25V)	6.6Ah
	1HR(4.80V)	4.58Ah
Dimension	Length	151 ± 1.5mm (5.94inch)
	Width	34 ± 1mm (1.34inch)
	Height	94 ± 1mm (3.70inch)
	Total Height	100 ± 1mm (3.94inch)
Approx. Weight		1.12kg (2.47lbs) ± 5%
Terminal type		T1/T2
Internal resistance (Fully charged, 25°C)		Approx. 16m Ω
Capacity affected by temperature (20HR)	40°C	102%
	25°C	100%
	0°C	85%
	-15°C	65%
Self-discharge (25°C)	3 month	Remaining Capacity: 91%
	6 month	Remaining Capacity: 82%
	12 month	Remaining Capacity: 65%
Nominal operating temperature		25°C ± 3°C (77°F ± 5°F)
Operating temperature range	Discharge	-15°C ~ 50°C (5°F ~ 122°F)
	Charge	-10°C ~ 50°C (14°F ~ 122°F)
	Storage	-20°C ~ 50°C (-4°F ~ 122°F)
Float charging voltage(25°C)		6.80 to 6.90V Temperature compensation: -9mV/°C
Cyclic charging voltage(25°C)		7.25 to 7.45V Temperature compensation: -15mV/°C
Maximum charging current		2.1A
Terminal material		Copper
Maximum discharge current		105A(5 sec.)
Designed floating life(20°C)		10years

- ◆ Absorbent glass mat technology;
- ◆ Recognized by UL & CE;
- ◆ ABS container.

Constant Current Discharge Characteristics (A, 25°C)

F.V/TIME	5min	10min	15min	30min	60min	2h	3h	4h	5h	10h	20h
4.80V	26.8	16.9	13.4	7.47	4.58	2.50	1.80	1.44	1.22	0.67	0.36
4.95V	26.0	16.4	13.1	7.32	4.51	2.49	1.79	1.43	1.22	0.66	0.36
5.10V	24.9	15.7	12.6	7.10	4.40	2.47	1.77	1.42	1.21	0.66	0.35
5.25V	23.8	15.1	12.2	6.93	4.31	2.43	1.76	1.41	1.20	0.66	0.35
5.40V	22.5	14.2	11.5	6.67	4.18	2.37	1.71	1.37	1.16	0.64	0.35

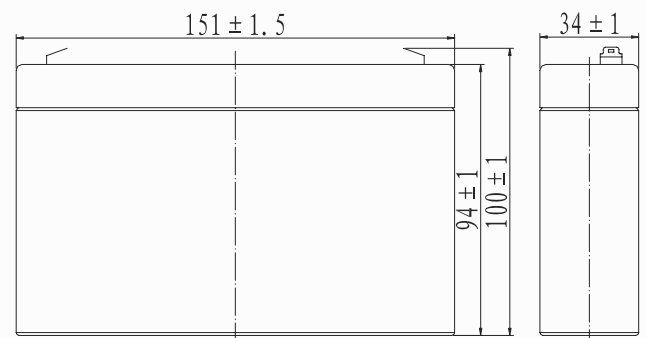
Constant Power Discharge Characteristics (Watt, 25°C)

F.V/TIME	5min	10min	15min	30min	60min	2h	3h	4h	5h	10h	20h
4.80V	149	95.4	76.4	42.8	26.5	14.7	10.68	8.56	7.30	3.99	2.15
4.95V	145	92.6	74.5	42.0	26.1	14.6	10.62	8.51	7.26	3.98	2.14
5.10V	139	88.7	71.8	40.7	25.5	14.4	10.54	8.46	7.21	3.96	2.13
5.25V	133	84.9	69.3	39.7	25.0	14.2	10.47	8.40	7.16	3.93	2.12
5.40V	126	80.2	65.7	38.2	24.2	13.9	10.16	8.14	6.94	3.86	2.07

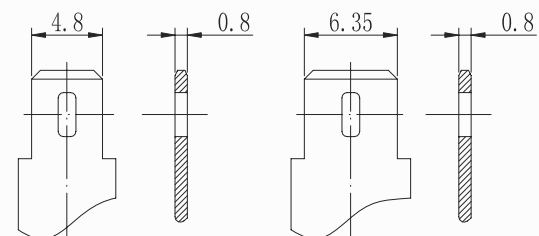
Note: The above characteristics data can be obtained within three charge/discharge cycles.



Dimensions



Terminal



Terminal T1

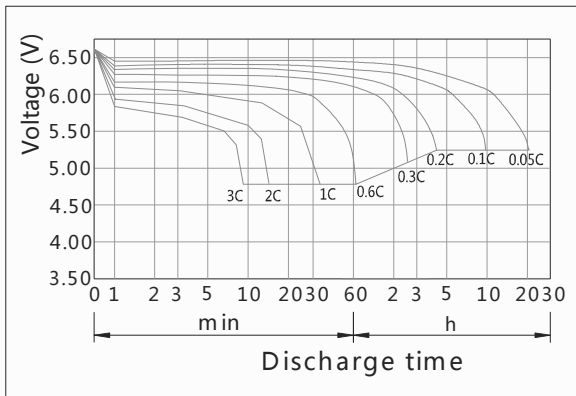
Terminal T2

XCELL XP 670

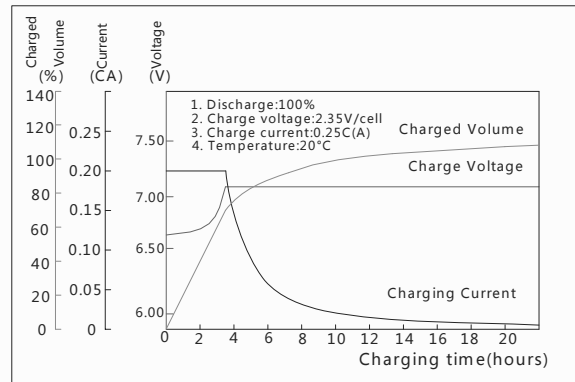
6V 7AH



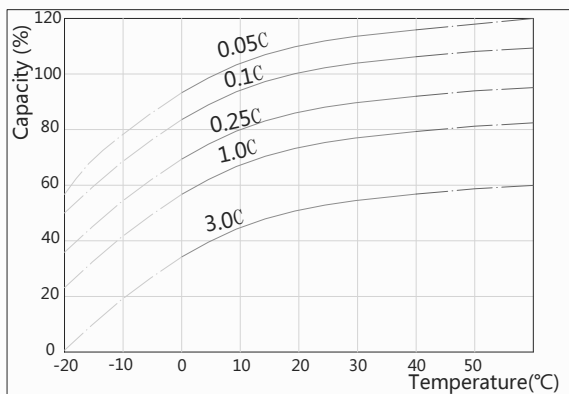
Discharge Characteristics(25°C)



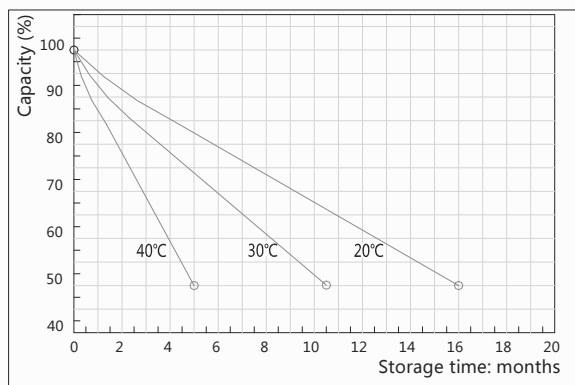
Charging Characteristics(25°C)



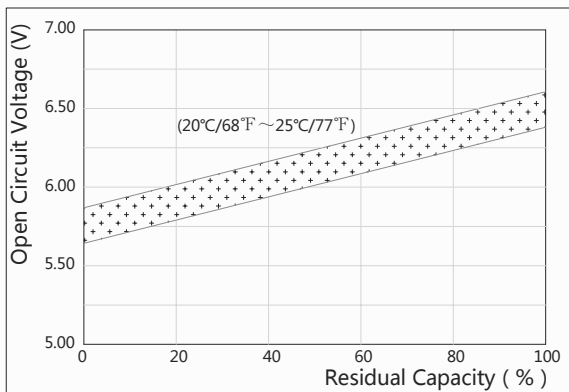
Effect of Temperature on Capacity



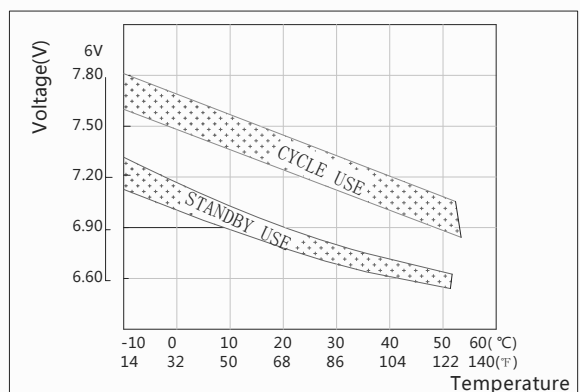
Self-discharge Characteristics



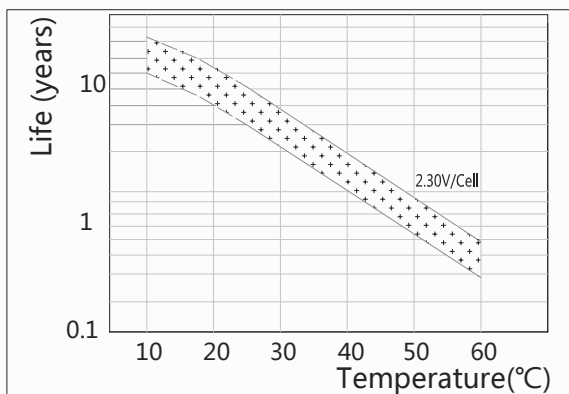
The Relationship for Open Circuit Voltage and Residual Capacity (25°C)



The Relationship for Charging Voltage and Temperature



Floating Life on Temperature



Cycle Life on D.O.D.(25°C)

