

Primary lithium battery

LS 17330

3.6 V Primary lithium-thionyl chloride (Li-SOCl₂)

High energy density

²/₃ A-size bobbin cell



Benefits

- High voltage response, stable during most of the lifetime of the application
- Wide operating temperature range (-60°C/+85°C)
- Low self-discharge rate (less than 1 % after 1 year of storage at +20°C)
- Easy integration into compact systems

Key features

- Hermetic glass-to-metal sealing
- Non-flammable electrolyte
- Underwriters Laboratories (UL) Component Recognition (File Number MH 12802)
- Compliant with IEC 60086-4 safety standard and IEC 60079-11 intrinsic safety standard
- Non-restricted for transport/ Non-assigned to Class 9 according to the UN Recommendations on the transport of dangerous goods - Model Regulations

Main applications

- Utility metering
- Automatic meter reading
- Alarms and security devices
- Tollgate systems
- Memory back-up
- Tracking systems
- Automotive electronics
- Professional electronics

Cell size reference

²/₃ A

Electrical characteristics

(typical values relative to cells stored for one year or less at +30°C max.)

Nominal capacity (at 3 mA + 20°C 2.0 V cut-off. The capacity restored by the cell varies according to current drain, temperature and cut-off).	2.1 Ah
Open circuit voltage (at +20°C)	3.67 V
Nominal voltage (at 0.2 mA + 20°C)	3.6 V
Nominal energy	7.56 Wh

Pulse capability: Typically up to 120 mA (120 mA/0.1 second pulses, drained every 2 mn at +20°C from undischarged cells with 10 µA base current, yield voltage readings above 3.0 V. The readings may vary according to the pulse characteristics, the temperature, and the cell's previous history. Fitting the cell with a capacitor may be recommended in severe conditions. Consult Saft)

Maximum recommended continuous current (Higher currents possible, consult Saft)	25 mA
Storage (recommended) (for more severe conditions, consult Saft)	+30°C (+86°F) max

Operating temperature range
(Operation above ambient T may lead to reduced capacity and lower voltage readings at the beginning of pulses. Consult Saft)

-60°C/+85°C
(-76°F/+185°F)

Physical characteristics

Diameter (max)	16.5 mm (0.65 in)
Height (max)	33.4 mm (1.31 in)
Typical weight	14.4 g (0.5 oz)
Li metal content	approx. 0.6 g

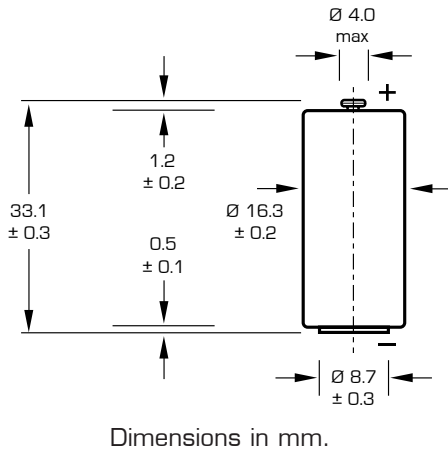
Available termination suffix

CNR, CNR OP	rectangular radial tabs
2 PF, 3 PF, 3 PF RP	radial pins
CNA (AX)	axial leads

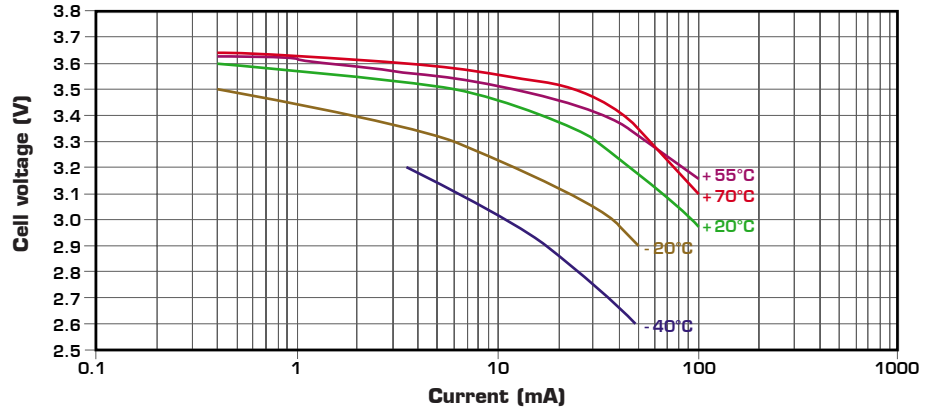


SAFT

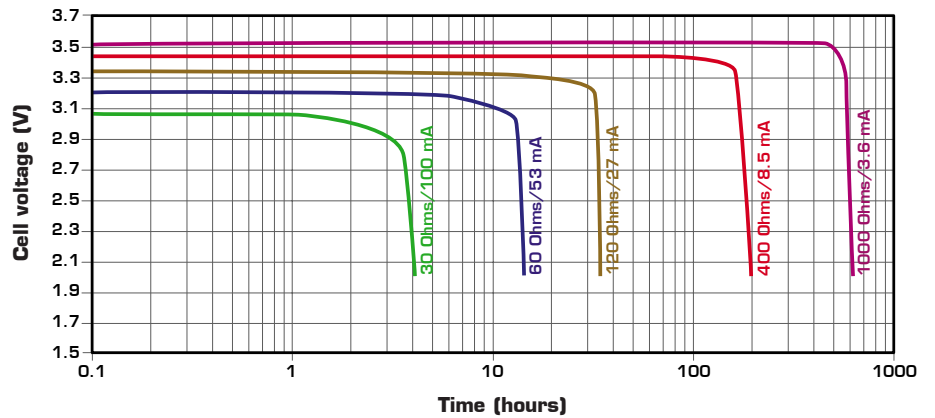
LS 17330



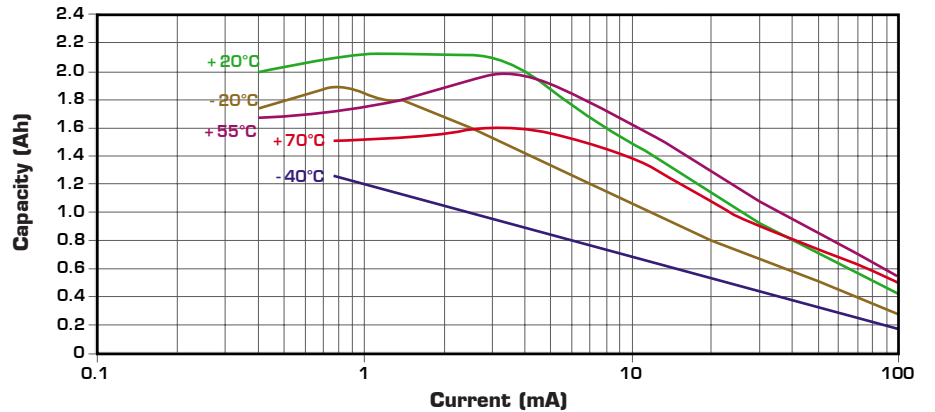
Voltage plateau versus Current and Temperature (at mid-discharge)



Typical discharge profiles at +20°C



Restored Capacity versus Current and Temperature (2.0 V cut-off)



Storage

- The storage area should be clean, cool (preferably not exceeding +30°C), dry and ventilated.

Warning

- Fire, explosion and burn hazard.
- Do not recharge, short circuit, crush, disassemble, heat above 100°C (212°F), incinerate, or expose contents to water.
- Do not solder directly to the cell (use tabbed cell versions instead).

Saft

Specialty Battery Group

12, rue Sadi Carnot
93170 Bagnolet - France
Tel +33 1 49 93 19 18
Fax +33 1 49 93 19 69

River Drive, South Shields
Tyne & Wear, NE33 2TR - UK
Tel +44 191 456 1451
Fax +44 191 456 6383

www.saftbatteries.com

Doc. N° 31040-2-0510

Information in this document is subject to change without notice and becomes contractual only after written confirmation by Saft.

For more details on primary lithium technologies please refer to Primary Lithium Batteries Selector Guide Doc N° 31048-2.

Published by the Communications Department.

Photo credit: Saft

Société anonyme au capital de 31 944 000 €
RCS Bobigny B 383 703 873

Produced in the UK by Arthur Associates Limited



SAFT