

# Pin Header Shrouded 1,27 mm

Series **714**



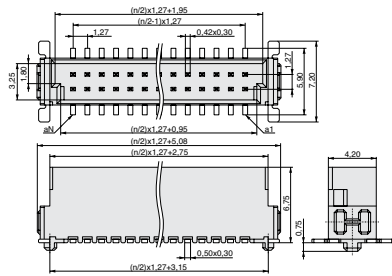
Rated current	see table
Withstand voltage	500 V <sub>RMS</sub> for one minute
Material contact	Phosphor bronze
Material insulator	High temp. thermoplast UL94V-0
Operating temperature	-55°C to +125°C
Max. processing temper.	260°C for 10 seconds

pitch	<b>1,27</b>
termination	
contact size	<input type="checkbox"/> 0,50
max. pincount	<b>080</b>

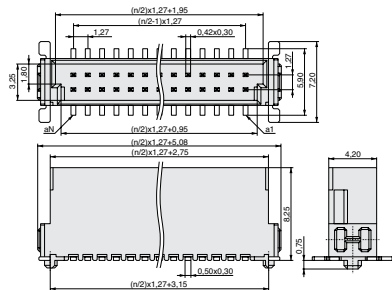
All dimensions in mm.

Product group **3**

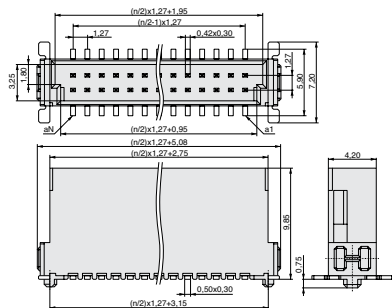
## Variation



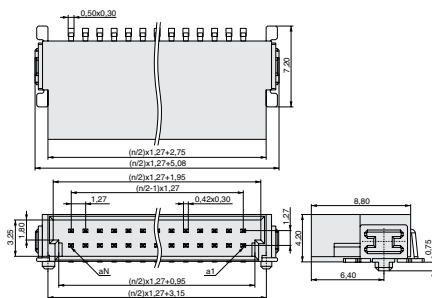
**1**



**2**



**3**

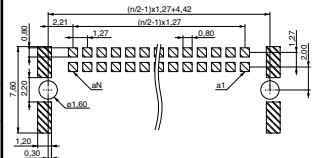
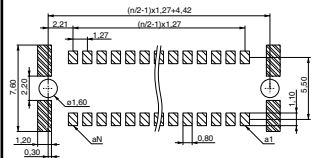
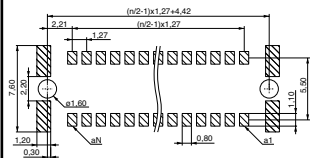
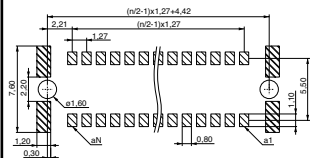


**4**

## Mating height

Series	714-1	714-2	714-3
Series	6,75	8,25	9,85
715-1	6,25	<b>8,00</b>	<b>9,50</b>
715-2	9,05	<b>10,60</b>	<b>12,10</b>
715-3	13,65	<b>15,20</b>	<b>18,30</b>

## PCB Layout



## Rated current

no. of pins	Ambient temperature		
	20°C	70°C	100°C
012	1,6 A	1,1 A	0,7 A
026	1,3 A	0,9 A	0,6 A
050	1,1 A	0,8 A	0,5 A
068	1,0 A	0,8 A	0,5 A
080	1,0 A	0,8 A	0,5 A

Positioning peg: 1 = With peg  
 Plating: F = Au, S = Selective Au  
 Packaging: R = Reel, T = Tube

\* No. of contacts: 012, 016, 020, 026, 030, 040, 050, 068, 080  
 Cap: 0 = Without cap, 1 = With cap (optional for Variation 1 and 3 only)

Variation (1,2,3,4)

No. of contacts \* (012, 016, 020, ...)

Positioning peg

Plating contact (F,S)

Packaging (R,T)

Cap (0,1)



www.mpe-connector.de

Order code:

714 - 2 - 2 - 2 - 1 - 2 - Y 2 2

Mating series **715**  
 see page **4-9**