

3A, 45V Trench Schottky Rectifier

FEATURES

- Patented Trench Schottky technology
- Low power loss, high efficiency
- High surge current capability
- Compliant to RoHS directive 2011/65/EU and in accordance to WEEE 2002/96/EC
- Halogen-free according to IEC 61249-2-21

APPLICATIONS

- Trench Schottky barrier rectifier are designed for high frequency miniature switched mode power supplies such as adapters, lighting

MECHANICAL DATA

- Case: DO-214AC (SMA)
- Molding compound meets UL 94V-0 flammability rating
- Moisture sensitivity level: level 1, per J-STD-020
- Packing code with suffix "G" means green compound (halogen-free)
- Part no. with suffix "H" means AEC-Q101 qualified
- Terminal: Matte tin plated leads, solderable per J-STD-002
- Meet JESD 201 class 2 whisker test
- Polarity: As marked
- Weight: 0.06 g (approximately)

KEY PARAMETERS		
PARAMETER	VALUE	UNIT
$I_{F(AV)}$	3	A
V_{RRM}	45	V
I_{FSM}	50	A
$T_{J\ MAX}$	150	°C
Package	DO-214AC (SMA)	
Configuration	Single dice	



DO-214AC (SMA)

ABSOLUTE MAXIMUM RATINGS ($T_A = 25^\circ\text{C}$ unless otherwise noted)

PARAMETER	SYMBOL	TSSA3U45	UNIT
Marking code on the device		3U45	
Repetitive peak reverse voltage	V_{RRM}	45	V
Reverse voltage, total rms value	V_{RMS}	31	V
Forward current	$I_{F(AV)}$	3	A
Surge peak forward current, 8.3 ms single half sine-wave superimposed on rated load per diode	I_{FSM}	50	A
Junction temperature	T_J	- 55 to +150	°C
Storage temperature	T_{STG}	- 55 to +150	°C

THERMAL PERFORMANCE

PARAMETER	SYMBOL	LIMIT	UNIT
Junction to Lead Thermal Resistance ⁽¹⁾	$R_{\theta JL}$	10	°C/W
Junction to Ambient Thermal Resistance ⁽¹⁾	$R_{\theta JA}$	70	°C/W

Note:

1. RthjL test according to JESD51-14

ELECTRICAL SPECIFICATIONS (TA = 25°C unless otherwise noted)

PARAMETER	CONDITIONS	SYMBOL	TYP	MAX	UNIT
Forward voltage per diode ⁽¹⁾	$I_F = 3A, T_J = 25^\circ C$	V_F	0.42	0.48	V
	$I_F = 3A, T_J = 125^\circ C$		0.30	0.40	
Reverse current @ rated V_R per diode ⁽²⁾	$T_J = 25^\circ C$	I_R	-	500	μA
	$T_J = 125^\circ C$		50	100	mA

Notes:

1. Pulse test with PW=0.3 ms
2. Pulse test with PW=30 ms

ORDERING INFORMATION

PART NO.	PART NO. SUFFIX	PACKING CODE	PACKING CODE SUFFIX(*)	PACKAGE	PACKING
TSSA3U45	N/A	E3	G	Clip SMA	1,800 / 7" Plastic reel
		E2		Clip SMA	7,500 / 13" Plastic reel
		F3		Folded SMA	1,800 / 7" Plastic reel
		F2		Folded SMA	7,500 / 13" Paper reel
		F4		Folded SMA	7,500 / 13" Paper reel
	H	M2		SMA	7,500 / 13" Plastic reel
		R3		SMA	1,800 / 7" Plastic reel

*: Optional available

EXAMPLE

EXAMPLE P/N	PART NO.	PART NO. SUFFIX	PACKING CODE	PACKING CODE SUFFIX	DESCRIPTION
TSSA3U45HR3G	TSSA3U45	H	R3	G	Green compound AEC-Q101 qualified
TSSA3U45 E3G	TSSA3U45		E3	G	Green compound

CHARACTERISTICS CURVES

($T_A = 25^\circ\text{C}$ unless otherwise noted)

Fig1. Forward Current Derating Curve

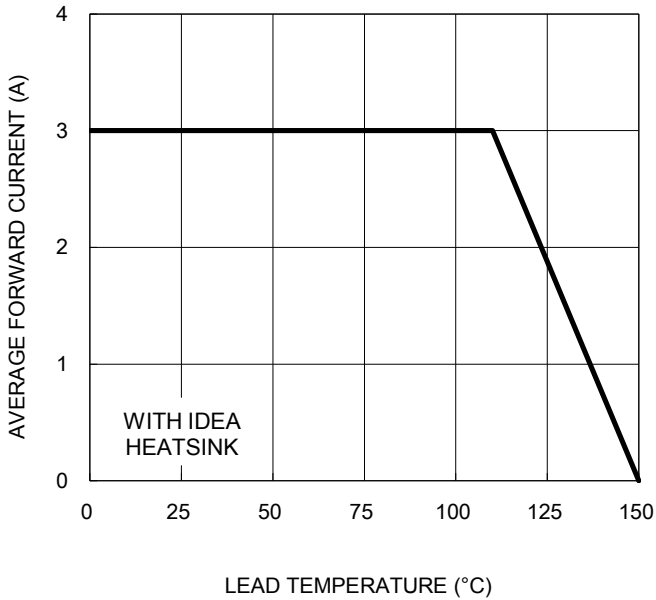


Fig2. Total Capacitance Characteristics

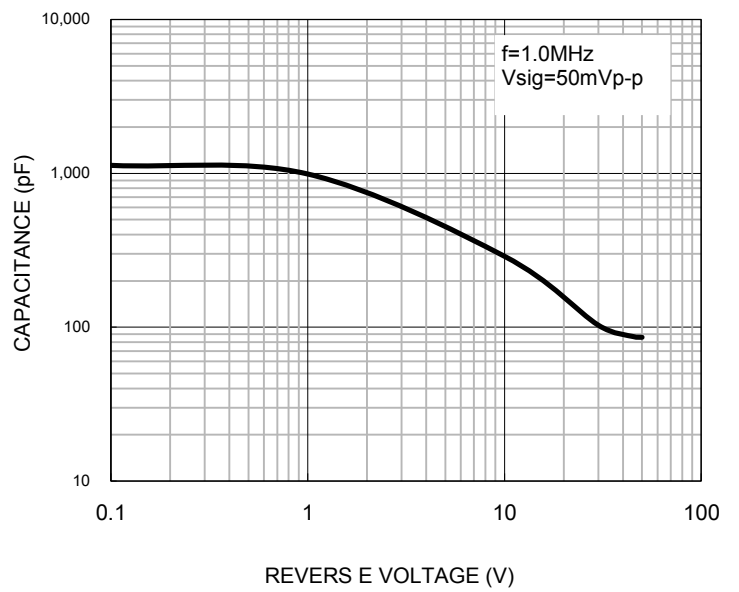


Fig3. Typical Reverse Characteristics

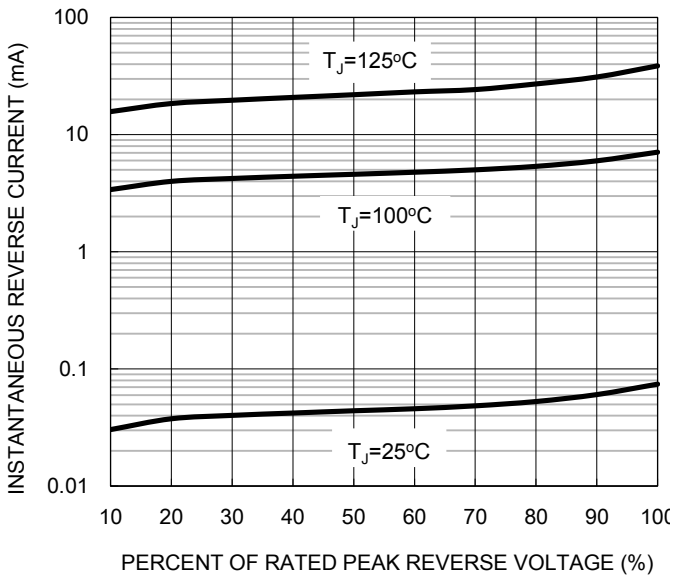
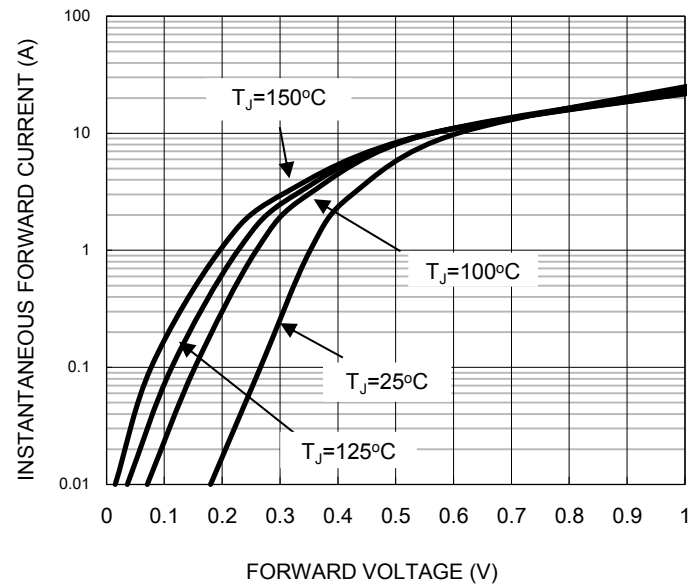
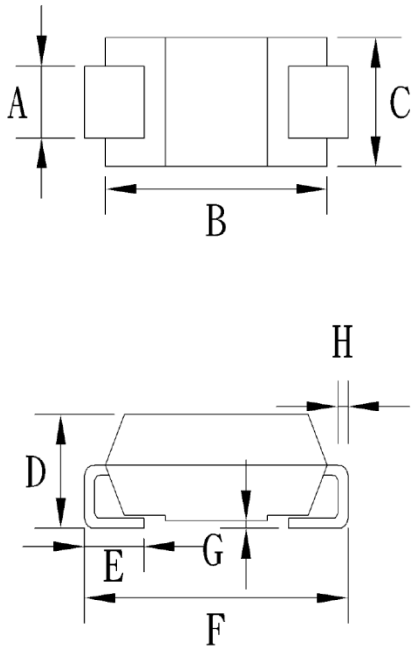


Fig4. Typical Forward Characteristics



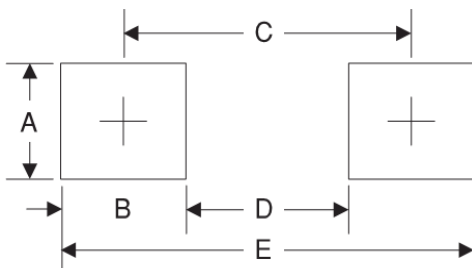
PACKAGE OUTLINE DIMENSIONS

DO-214AC (SMA)




DIM	Unit (mm)		Unit (inch)	
	Min	Max	Min	Max
A	1.27	1.58	0.050	0.062
B	4.06	4.60	0.160	0.181
C	2.29	2.83	0.090	0.111
D	1.99	2.50	0.078	0.098
E	0.90	1.41	0.035	0.056
F	4.95	5.33	0.195	0.210
G	0.10	0.20	0.004	0.008
H	0.15	0.31	0.006	0.012

SUGGESTED PAD LAYOUT



Symbol	Unit (mm)	Unit (inch)
A	1.68	0.066
B	1.52	0.060
C	3.93	0.155
D	2.41	0.095
E	5.45	0.215

MARKING DIAGRAM



- P/N = Marking Code
- G = Green Compound
- YW = Date Code
- F = Factory Code

Notice

Specifications of the products displayed herein are subject to change without notice. TSC or anyone on its behalf, assumes no responsibility or liability for any errors or inaccuracies.

Information contained herein is intended to provide a product description only. No license, express or implied, to any intellectual property rights is granted by this document. Except as provided in TSC's terms and conditions of sale for such products, TSC assumes no liability whatsoever, and disclaims any express or implied warranty, relating to sale and/or use of TSC products including liability or warranties relating to fitness for a particular purpose, merchantability, or infringement of any patent, copyright, or other intellectual property right.

The products shown herein are not designed for use in medical, life-saving, or life-sustaining applications. Customers using or selling these products for use in such applications do so at their own risk and agree to fully indemnify TSC for any damages resulting from such improper use or sale.